



Cedar Creek



BACK TO BASICS

A Guide to Cedar Creek Construction



Cedar Creek Facts

1. Forest River, Inc. is the #1 manufacturer of Towables in North America.
2. Forest River Inc. is part of Berkshire Hathaway, led by Warren Buffet.
3. Cedar Creek is considered one of the Top manufacturers of Mid-Priced Fifth Wheels in the nation. (Statistical Surveys (12/31/12)).
4. Cedar Creek has been ranked by "RV Mechanics" as one of the top fifth wheels in customer satisfaction from independent owners.
5. Cedar Creek's famous "All Aluminum Superstructure" on 16" centers or less just like you home Our strength comes from the frame, not from lamination. There are currently only 2 manufacturers in the country that build units like Cedar Creek.
6. Cedar Creek only uses "True High-Gloss Gelcoat." The best of the best in exteriors that the industry has to offer!
7. There is no difference in construction between Silverback, Cedar Creek and The Cottage. The only differences are in the "goodies!"
8. Cedar Creek is one of the most desired "used" products on the market to date because of how well our product ages.
9. The Cedar Creek Division currently has 145 employees. Our workforce primarily comes from the Amish community in Lagrange County, Topeka, IN.
10. Cedar Creek is the "Smart Choice for the Experienced Rv'er!"

True Noble "Classic" Gelcoat



Cedar Creek uses True Noble "Classic" Gelcoat **STANDARD** on **ALL** units. This product is the **BEST OF THE BEST** on the market and is a very expensive option on other products (IF it is even offered at all).

This exterior is much thicker than other products on the market. This helps our units to keep their color longer without fading or discoloring.

Our gelcoat is liquid poured onto a thick plywood backer in a three step process. This means that our gelcoat is **PHYSICALLY BONDED** to the backer without the need for adhesive.

Cedar Creek, Silverback, and Cottage are made with Pearl Edition colored gelcoat. The color is infused into the gelcoat and gives our products an expensive look.

“Royal” Bonded Fiberglass Vs. Lamination

Pinch Roll Lamination- [pinch rohl lam-uh-ney-shuh*n]: a piece of aluminum forms the exterior shape of the unit.

An aluminum strut is placed approximately every 3-4 feet. Polystyrene foam is placed in-between the frame, the interior wall board & exterior material is attached , then pinch rolled with an adhesive. This process takes place in a temperature controlled factory with a certain amount of humidity. The wall then has to cure for 24 hours before it can be used. These units gain strength from the lamination – not the frame.

Vacuum Bonded Lamination- [vak-yoom bon-did lam-uh-ney-shuh*n]: This is similar to the pinch roll process except on a larger scale. The welded frame is approximately 24-40” on center or more. Polystyrene foam is placed inside the framework. The interior wall board and exterior material is attached. The whole side wall is placed into a vacuum bond machine. Fiberglass compression is applied, creating a one piece single wall. Once again strength comes from the lamination – not the frame!!!!

Cedar Creek’s “Royal” Bonded Fiberglass Gelcoat [see-der kreek bon-did *jel-koht]: Our frame is 2x2 16” on center or less. The roof is bolted to the side wall – the side wall is bolted to the floor – the floor is bolted to the outriggers. This aluminum frame is not welded and is designed to bend and flex. Residential style fiberglass insulation is glued in-between the frame, expanding the insulation to it’s fullest capacity. The interior wall board and exterior thick “true” gelcoat are attached with a marine grade, “Royal” Silaprene adhesive. This silaprene would require almost 500 lbs of pressure to pull away from the frame. A single sheet of Gelcoat is brought up by an overhead lift, silaprene is then placed on every stud. The gelcoat is brought up to the frame and screwed around the parameter. Six ft. Clamps are then applied to the sidewall, compressing the sidewall into the adhesive while it cures. The sidewall is never laminated. These sidewalls are resilient, grow stronger with age and are resistant to UV rays, heat, cold and moisture. This type of construction creates a bond that grows stronger as it ages and cannot delaminate with time.

Why does Cedar Creek believe in this construction?



1. Delamination is one of the leading problems in the industry. Our products cannot delaminate because they were never laminated in the first place!
2. Outlets are in normal areas because we are able to cut into our walls. Laminated units generally have outlets in cabinets or in false walls because you cannot cut into, or run wires through, a one piece wall
3. True Nobel Classic Gelcoat Exterior **is the best of the Best!**
4. Customers can repair their units easily and will feel comfortable and confident in their coach. In a laminate product, the entire wall has to be replaced to repair a problem. Lining up the replacement wall without leaks is a problem in itself! In a Cedar Creek it is much easier to "get in and get out." Have a bent stud? No problem! Just pull the paneling from the inside, cut out the bent stud, replace the bent stud and replace the paneling.
Try that with lamination.
5. Cedar Creeks units are one of the most sought after used products on the market. Looking fantastic over time maximizes your resale value!!!!!!!!

Cedar Creek's Famous "All Aluminum Super Structure"




All truss, sidewalls, and flooring are handmade with the frame being 16" or less on center. (10-15 of the sidewall studs are closer than 16")

Sidewalls, floor, and roof are individually fastened with custom radius "L" brackets combined with Uniroyal Silaprene adhesives for a strong, flexible frame without welding or lamination.

This frame is designed to move and flex with the coach. Competitors welded frames are only welded because they don't want the wall to flex and compromise the one piece lamination bond. More Flex also means less wind resistance while the customer pulls the coach down the road.

Cedar Creek depends on the frame for it's strength. Not so with Lamination.



Sidewalls



Residential Glasswool Insulation – gives more total coverage and is as much insulation as you can place in a 2" wall without compressing it.


Silaprene Adhesive (475 PSI, 2" Pull Ratio per Minute). Which basically means it has a strong tensile strength and can't separate from the aluminum frame unless pulled upon with almost 500 lbs of pressure.


A Full Sheet of True Nobel Classic Gelcoat is applied and Pressure is added. Truly the *Best of the Best* the Industry has to offer!

Advantage = Serviceability. Damaged sidewalls are easily repaired without having to remove the whole sidewall. Cedar Creek, Silverback, and Cottage get their strength from the frame. Laminated units get strength from the wall being one piece.



- All Aluminum Construction- 16" On Center or Less
- 3 Layers of Insulation in Roof, Floor– Calculated Value - R38
- 5/8" Tongue & Groove, Marine Grade, Plywood Floor
- Plywood is glued to floor joists and screwed every 6"





R-Value - What is it?

Definition of **R-VALUE**: a measure of resistance to the flow of heat through a given thickness of a material (as insulation) with higher numbers indicating better insulating properties



Insulation and temperature control are important for many customers. All three Cedar Creek product lines feature an R-value of 38 in the floors and ceiling, and 9 in the sidewalls. A heated and enclosed underbelly is also vital when traveling in cooler temperatures. "Will my trailer function when it is cold outside?" How many manufacturers have actually tested their units to see how they function? Well, Cedar Creek did and you will be surprised at what we discovered.


R-Values are not determined by how thick a material is, but by how much resistance there is to cold and heat. You cannot add R-Values together. For Example: is $R14+R14+R14=R42$ or is it an R14. The resistance is the same for each material. If Cedar Creek used this example, would you say we have an R52, (R38+R14)? Or it is R38, because my highest R-Value is 38?

The test was simple—put 3 Cedar Creek units, (Same Floorplan), inside a "cold room" at the same time. One unit with our standard insulation package—3 layers of insulation with 12 volt heating pads directly on the tanks. The one fifth wheel with the 2 layers of insulation using blown air from the furnace into the underbelly (Which Our Competitors do). One fifth wheel with 2 layers of insulation and our standard Tank Heaters. This test was conducted over a 10 hour period. The thermostat was set at 70 degrees inside the coach. The outside temperature was set to 0 degrees. Temperature gauges were set throughout the inside of the coach, measuring the temperature at the ceiling line, the center line, and the floor line. Temperature gauges were also placed inside all of the tanks and placed inside the underbelly and roof. Here are the results...You Decide which is better....

Standard Cedar Creek Enclosed Underbelly Temperature w/	Outside Temperature at the Rear of the Coach	Outside Temperature at the Front of the Coach	Galley	Fresh Water	Black	Grey	Average Temperature of all Tanks
2 Layers of Residential Insulation and 12 volt Heating Pads on all Tanks	2.48	.05	49.1	35.78	37.94	35.6	39.65
2 Layers of Residential Insulation with just Blown Air from a Vent Pipe into the Underbelly (Competitors Version of Heated and Enclosed)	2.48	.05	46.76	31.46	31.82	31.64	35.42
2 Layers of Residential Insulation with Additional Layer of Radiant Shield Insulation and 12 volt Tank Heaters	2.48	0.68	51.98	36.86	44.24	41.72	43.7



All Cedar Creek Units are built with "Travel Flex" as if they are already setting on a vehicle. Some manufacturers build their units with the use of rollers on their front jack legs. The problem is that the flex has not been built into the unit as if it were traveling down the road. Stress is totally different when units are attached to the vehicle. If you do not allow for this stress, your construction is not as tight as it should be.



**Shown with New 8"
Round Landing Pads
Positioned on the
Outside of the
Frame.**



Cedar Creek Introduces "Z" Frame

February, 2001



Cedar Creek worked with an engineering company for 3 months, approximately 10 years ago to create the unique "Z" Frame for our customers. With this unique design, customers not only appreciate the extra storage, but because the center of gravity is lower, it allows customers to reach farther. Add with that, Vinyl floor covering that makes cleaning a snap, you have one of the best front storage compartments in the business.



Automatic 6-Point Level Up System

The 6-point Automatic Hydraulic Level-up system by Lippert has quickly become Cedar Creek and Silverback's most popular option. This system will automatically level your unit in less than 60 seconds! All you have to do is push a button!

This intelligent system is capable of remembering where you unhooked. When you are ready to hook up again, just press a button and the level-up system will automatically re-adjust to the height of your truck! It's that easy!



The 6-point Level Up is the only leveling system on the market that is sensitive to the integrity of the frame. The system eases undue stress on the chassis, windows, and sidewall when the RV's slide-outs are extended or retracted. It also prevents twisting issues while leveling. The user cannot put the jacks in a lifting sequence that would twist the chassis causing damage to the coach. This is the biggest difference between Level Up and the traditional four-point systems that have been in the field for a while.

Dexter Axles / Brakes / Suspension

The Best in Performance and Safety



Safety and Performance are #1 with RV couples. One way to ensure the safety of RV'ers and their families is to ensure that they have the best axle and suspension system possible.

- ❖ Dexter Nev-R-Adjust™ brakes are always properly adjusted for improved stopping power in half the distance
- ❖ Dexter E-Z-Flex™ Rubber Equalization System with ½" link plates, Bronze bushings and 8 grease zerks per side (No Plastic Bushings)
- ❖ Dexter heavy duty E-Z Lube Axles™. The E-Z Lube design allows grease to flow with EASE to both outer and inner bearings for a complete repack. It's E-Z because all you need to do is attach a grease gun at the end and insert the grease. No disassembly required!



Dometic 15,000 High Performance QuietZone Ducted Air Condition System



The first true residential air conditioning system for RVs

Cedar Creek and Cottage units feature the Dometic QuietZone, 15,000 BTU "HP", (*High Performance*), Air Conditioner. That's right, *High Performance*. Many people are led to believe that Dometic only makes 1 type of 15,000 BTU air conditioner. The Duo-Therm HP is a step above. With its larger compressor and lower power draw, the AC unit pumps 30% more air into the coach, and with the use of the ceiling cold air returns, is able to circulate more air at cooler temperatures. This creates a cooler atmosphere in hot temperatures. Dual zone control in the living and bedroom areas provide a whisper quiet atmosphere; just like home.

Dedication

Cedar Creek is dedicated to making it's customers the most comfortable and happy campers on the road. Many special features now come standard on the Cedar Creek. In fact, with so many standard features, there are very few items to option!

This is just another reason that Cedar Creek is the Smart Choice for the Experienced RV'er!



Hardwood Cherry cabinetry with hidden hinges, stainless steel appliances, and all Satin Nickel hardware bring a little shine to every coach. Our Premium Corian® countertops in Cedar Creek and Cottage give the kitchen a residential style and feel.



A radius ceiling gives all of our Silverbacks and Cedar Creeks an open look and feel. Standard LED lights in all three products lines brighten up the space with an attractive warm white light color, while drawing 20% less energy than a standard halogen light. These LED lights also have a lifetime replacement warranty on all bulbs!



Our exclusive La-Z-Boy® sofa and recliner set let you live life comfortably. Choose either Lux Cocoa, Beige, or Fabric. The choice is up to you. *(Lifetime warranty on Parts)*

L A Z B O Y

More Reasons to Buy Cedar Creek



**"Soft Top"
Removable Storm
Doors**

PATRICK INDUSTRIES **BRIGHT IDEAS in Lighting**

LED GIG LIGHTS

- Clean-Style Design
- More Light Output than a 200W Halogen Fixture
- Up to 20% Lower Amp Draw than Competing LED Fixtures
- Attractive Warm White Light Color
- Optional Trim Ring Available in Several Colors and Finishes
- Durable
- ETL Certified
- Built in the USA

LIFETIME WARRANTY

PATRICK INDUSTRIES
2810 W. Lusher Ave., Elkhart, IN 46517 | PH 574.970.8282 | FX 574.970.2455 | www.patrickind.com

**A & E
Electric
Awnings
with Metal
Wraps**



L A Z B O Y



**Automotive Frameless
Windows**



Dirt Devil



Serta

WE MAKE THE WORLD'S BEST MATTRESS.™

INTRODUCING
TRUMP HOME.

A Forest River RV Exclusive

Taking *Luxury* on the Road

SERTA



EXPERIENCE EVERYTHING SATELLITE TV OFFERS!

WINEGARD

CALL WINEGARD FOR SATELLITE TV BUSINESS AND PROGRAMMING 1-866-809-9374

Docking Station

We are introducing a new docking station to the Cedar Creek line up. However along with this new station, all Cedar Creeks and Silverback (N/A Cottage) units will have a new look in the side to side storage compartment. All of the waterworks, furnace duct, steps, etc. will now be covered with wall paneling for a nice clean look.



The Best Wireless Remote Control in the Industry!

FEATURES:

- Remote the way you want!
- Control from inside or outside the RV
- 30-100 Foot Range
- Easy Installation!
- Use to Your RV's Advantage!

The Best Wireless Remote Control in the Industry!

The Best for Less!

Advantages:

- Operates all electrical loads from inside or outside your RV!
- Remote the way you want!
- 30-100 Foot Range
- Easy Installation!
- Use to Your RV's Advantage!

Advantages and Benefits:

- Automatic Onboard Monitor
- 5 Functions on 1 remote
- Learning Remotes!
- Bright LED indicator & high amp relay on the receiver board
- No hidden cost!
- You can continue to use your current remote control
- The Cedar Creek Wireless Remote Control is the best remote control in the industry
- The Cedar Creek Wireless Remote Control is the best remote control in the industry

CEAR CREEK

For more information, feel free to contact us at (260) 593-2404

Wireless Remote Controls the Electric Awning, Front & Rear Jacks Legs, Slide-Rooms, and Security Lighting

Cedar Creek Only

Travel Trailers
Fifth Wheels
Forest River
is proud to offer
ROADSIDE ASSISTANCE*
by Coach-Net®
Tent Campers
Motorhomes

Like us on Facebook

Forest River Inc./Cedar Creek Division
501 Hawpatch Road / Topeka, IN 46571
Ph: 260-593-2404 / Fax: 260-593-2447