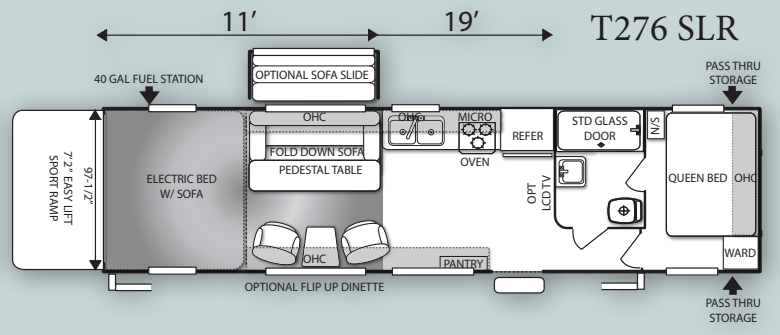
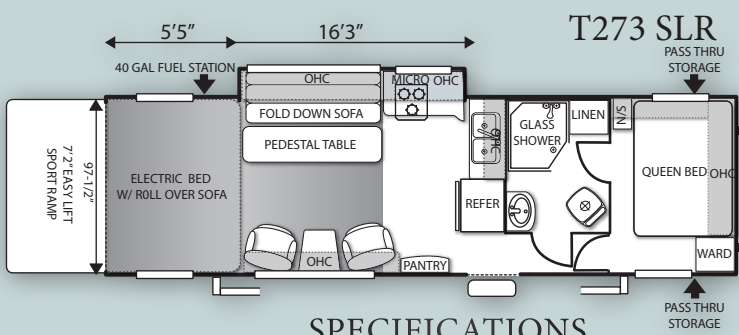
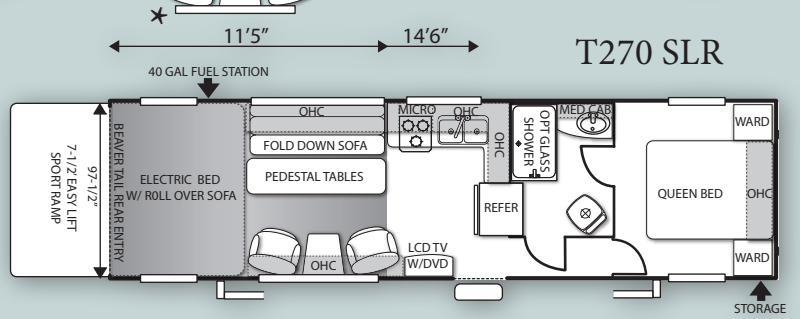
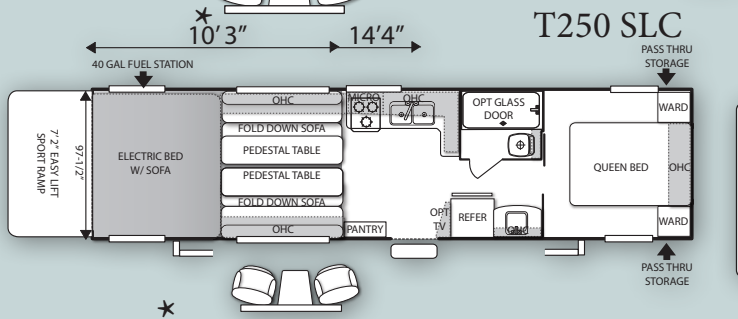
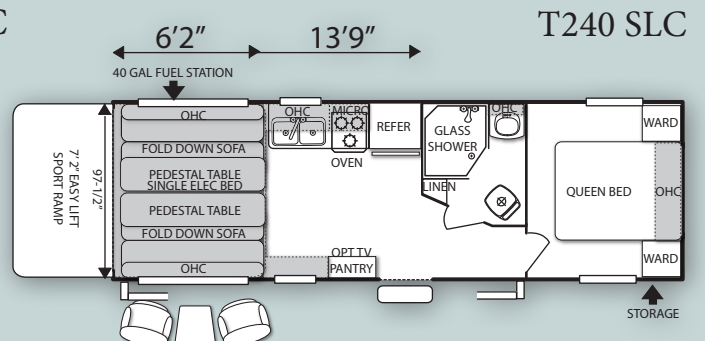
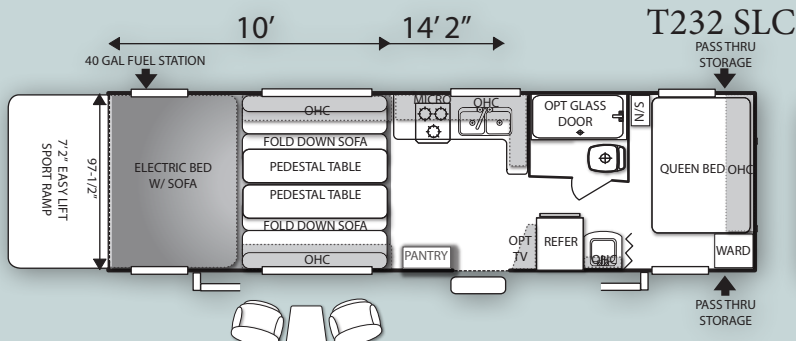
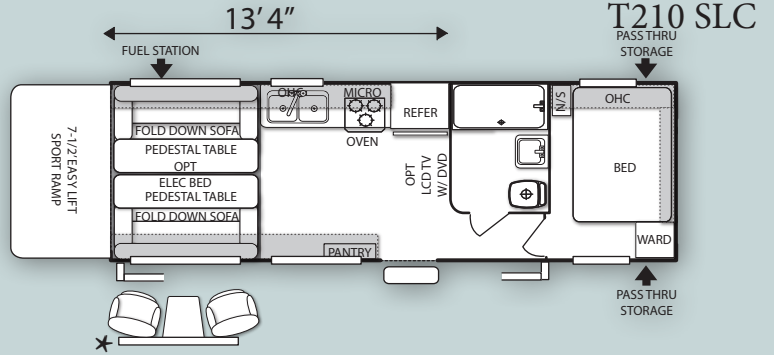
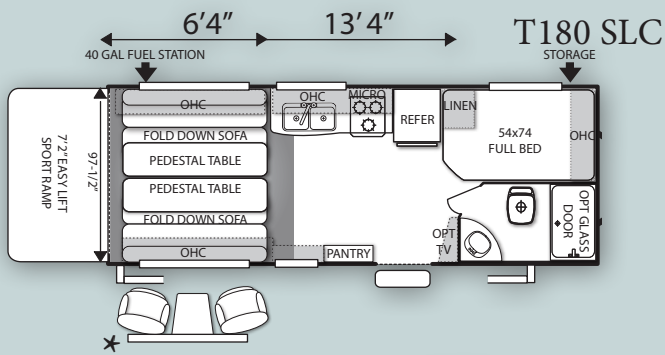


SANDSTORM



SPECIFICATIONS

Model	Hitch Weight	Dry Weight	GVWR	CCC	Box Length	Total Height	Fresh Water	Grey/Black
T180	758 lbs	5,250 lbs	7,758 lbs	2,470 lbs	19'5"	12'	106 gal	60/40 gal
T210	822 lbs	5,990 lbs	9,980 lbs	3,952 lbs	22' 11"	12'	106 gal	60/40 gal
T232	1,094 lbs	6,562 lbs	9,980 lbs	3,380 lbs	24' 9"	12'	106 gal	60/40 gal
T240	867 lbs	6,485 lbs	9,985 lbs	3,462 lbs	25' 6"	12'	106 gal	60/40 gal
T250	987 lbs	6,671 lbs	9,980 lbs	3,271 lbs	26' 3"	12'	106 gal	60/40 gal
T270	1,030 lbs	6,990 lbs	9,980 lbs	2,952 lbs	28' 5"	12'	106 gal	60/40 gal
T273	1,097 lbs	7,937 lbs	12,100 lbs	4,125 lbs	29' 5"	12' 2"	106 gal	60/40 gal
T276	1,076 lbs	7,290 lbs	10,660 lbs	3,272 lbs	28' 7"	12'	106 gal	60/40 gal



* OPTIONAL SWIVEL CHAIRS
W/ BAY WINDOW ON SLC MODELS



A Berkshire Hathaway company.

Forest River Inc.
California Division
909 873 3777

www.ForestRiverInc.com/Sandstorm

* The Cargo Carrying Capacity does not include the weight of water, fluids, all popular options. Weights and capacities are approximate, the addition of optional equipment including fiberglass siding will increase the overall weight. All illustrations and specifications contained in this literature are based on the latest product information at time of publication. Forest River reserves the right to make changes in price, colors, materials, equipment, and specifications at any time without notice and assumes no responsibility for any error in this literature.



OFF ROAD APPROVED

STANDARD FEATURES:

- 102" Wide Body Construction
- 106 gal Fresh Water
- 13.5 BTU Ducted Air Conditioner
- 17" Gas Oven w/ 3 Burner Cook Top
- 30# LP Btls w/ Cover (20# on SLC)
- 30,000 BTU Furnace, Ducted Heat Throughout
- 40 gal Fuel Station Tank
- 4 Corner Stabilizer Jacks
- 7'2" Radius Ramp Door
- 8" or 10" I-Beam Powder Coated Chassis w/ Z-Outriggers
- Black Tank Flush (Opt on SLC)
- Deep Single Bowl Sink w/ 2 Covers
- Drive Up Wheel Well
- Electric Bed w/ Sofa (T232, T250, T270, T273, T276)
- Exterior Marine Grade Speakers
- EZ Lube Axles & Self Adjusting Brakes
- Family Message Center w/ Electronic Charging Stations (Bedroom + Living Room)
- Full Extension Metal Drawer Guides
- Fully Insulated 2" Floor w/ 5/8" Tongue & Groove Marine Decking
- Generator Prep (SLC)
- Built In Generator (SLR)
- Matching Spare Tire w/ Carrier
- Microwave w/ Carousel
- Oversized Kitchen Window
- Power Awning (SLR Models)
- Single Electric Bed (T240 SLC) (OPT T210)

POPULAR OPTIONAL EQUIPMENT:

- 15k BTU Air Conditioner
- 160W Solar Panel & LED Light Pkg
- Additional 60 gal Fresh Water (NA T180, T210)
- Tankless Water Heater
- Aluminum Wheels
- Built In Onan Generator (STD on SLR)
- Carpet Kit
- Pleated Window Shades
- Glass Shower (18'-25' Models, STD on T240, & T273SLR)
- Flipped Axles
- Kicker Audio Sound System
- Living Room LED TV
- Power Tongue Jack
- Retractable Roof Ladder
- Stainless Steel Appearance Appliance Pkg
- Swivel Chairs w/ Bay Window (SLC)
- Toy Lok Security System
- Water Filter System
- Water Heater By Pass

Available at your Local Sandstorm Dealer:

G-Series Package SLC:

- Aluma Wall Fiberglass Exterior
- Aluminum Wheels w/ Matching Spare
- Kicker Audio Sound System
- Day / Night Shades
- Power Awning

G-Series Package SLR:

- Aluma Wall Fiberglass Exterior
- Aluminum Wheels w/ Matching Spare
- Kicker Audio Sound System
- Pleated Window Shades
- Fender Skirts
- Radius Auto Mold
- Stainless Steel Package

Arctic Package:

- Reflex Foil Insulation on Roofs and Floors (R-38)
- Insulated & Enclosed Tanks
- 12V Heat Strips
- R-7 Insulation Throughout