

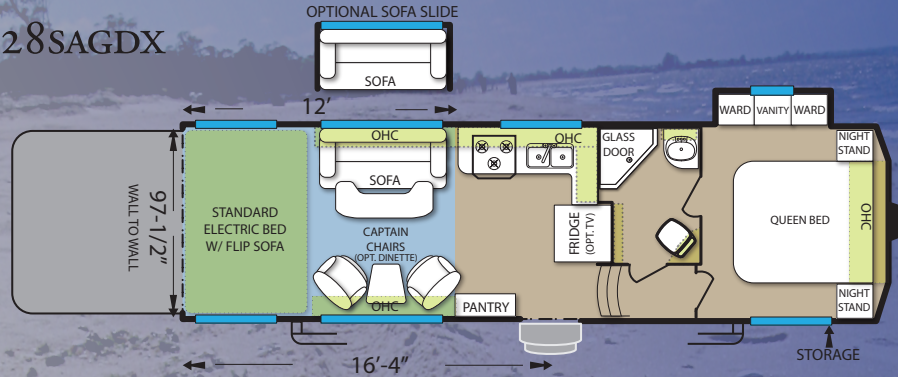
FIFTH WHEEL FEATURES

- 106 Gal Fresh Water
- 15K BTU Air Conditioner
- Alumina Wall Const W/ Fiberglass Ext
- Convenience Center In Basement
- Fiberglass Front Cap W/ LED Lighting
- 4.0 Onan Gen W/ Transfer Switch
- Power Awning W/ LED Light Strip
- Wardrobe Slideout
- Kicker Sound W/ DVD, Amp, & 10" Sub
- 12v Electronics Charging Station
- 12" Self Adjusting Electric Brakes
- 30# Dual LP Bortles
- 30K Ducted Heat Throughout
- 3 Burner Cook Top W/ Cover & Oven
- 16" Aluminum Wheels W/ Matched Spare
- Bathroom Ducted Heat & A/C
- Bathroom Skylight
- Beaver Tailed I-Beam Chassis
- Black Frame Tinted Safety Glass Windows
- Black Tank Flush
- Blue LED Interior Feature Lighting
- Captain's Chairs W/ Table
- Deep Single Bowl Chef's Sink W/ Lids
- Deluxe Pull Out Faucet
- Dual Elec 40" or 54" Sport Beds W/ Sofa
- DVD Player W/ Bluetooth
- Exterior Speaker PKG - Kicker Marine Grade
- Extra Large 8' DD Refer
- Family Message Center
- Flipped 6K or 7K LB Super Lube Axles
- Fold Down Sofa W/ Table
- Front Gravel Guard
- Fuel Station (40 Gallon)
- Full Length Metal Bearing Drawer Glides
- Fully Insulated 2" Floor W/ 5/8" T&G
- Glass Shower Door
- Kitchen & Bath Crown Molding
- Large Kitchen Window & Pantry
- LED Clearance & Brake Lights
- Lighted Storage Compartment
- LP Quick Connect
- Microwave W/ Carousel
- Night Shades
- Outside Shower
- Pillow Top Mattress (Master Bedroom)
- Porcelain Foot Flush Toilet
- Power Front Stab Jacks
- Rear Radius Cargo Door W/ 3,000 LB Rating
- Rear Stabilizer Jacks (2)
- Ramp Door, Scare Lights (2), & Porch Light
- Silverware Drawer W/ Insert
- Stainless Steel Appearance Package
- TV Antenna
- Trash Can Storage
- Walk On Roof
- Quick Recovery Gas DSI Water Heater
- Wide Body Construction

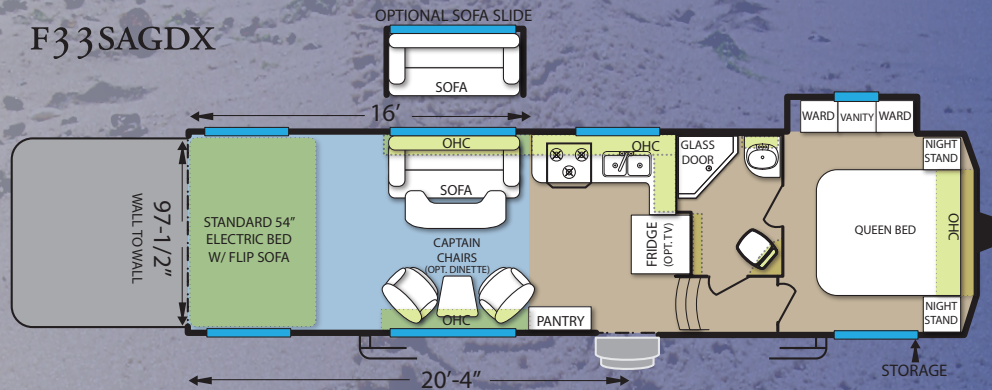


A Berkshire Hathaway company.

F28SAGDX



F33SAGDX



Model	Hitch Weight	Total Weight	GVWR	CCC	Total Length	Total Height	Fresh Water	Grey/Black
F28SAGDX	2163 lbs	9,407 lbs	14,163 lbs	4,697 lbs	32' 6"	13' 4"	106 gal	60/40 gal
F33SAGDX	2362 lbs	9,922 lbs	14,999 lbs	5,018 lbs	36' 6"	13' 4"	106 gal	60/40 gal

*The Cargo Carrying Capacity does not include the weight of water, fluids, all popular options. Weights and capacities are approximate, the addition of optional equipment including fiberglass siding will increase the overall weight. All illustrations and specifications contained in this literature are based on the latest product information at time of publication. Forest River reserves the right to make changes in price, colors, materials, equipment, and specifications at any time without notice and assumes no responsibility for any error in this literature.

OPTIONAL UPGRADES

- 5.5 Onan Gen W/ 50 Amp (IPO 4.0)
- 13.5K BTU A/C In Bedroom (Req 5.5 Gen)
- Add A Wall
- Additional 60 Gal Fresh Water Tank
- Carpet Kit
- Extra Large 29" LED TV (Available in Bedroom and/or Living Area)
- Retractable Roof Ladder
- Sofa Slide W/ Cabinets (28 & 33)
- Tankless Water Heater (IPO 6 Gal)
- Tough Ply Flooring
- Toylok Door Side
- Water Heater Bypass (N/A W/ Tankless)
- 160W Solar Power W/ LED Light PKG
- Sidewinder Gray Fiberglass Front Cap
- Climate Package (Radiant Foil Insulation in Roof and Floor (Total R-45), 12V Heat Strips.)
- Arctic Package (Insulated and Enclosed Tanks, Radiant Foil Insulation in Roof and Floor (Total R-45), 12V Heat Strips.)

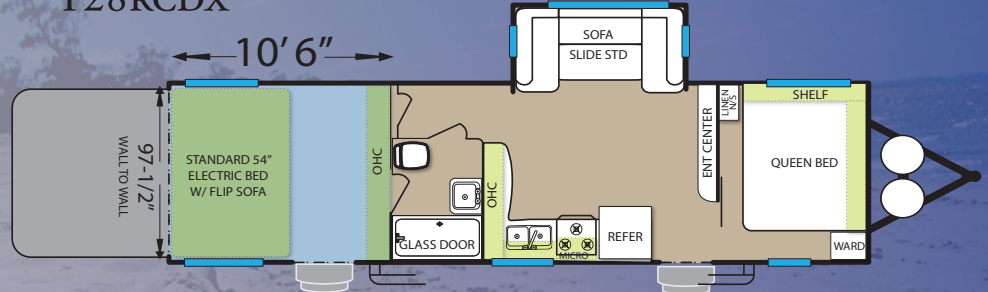
TRAVEL TRAILER FEATURES

- 4.0 Onan Generator W/ Transfer Switch
- 106 Gal Fresh Water (Additional 60 Gal Tank Optional)
- Ducted 13,500 BTU A/C
- 10' 6" Beaver Tailed Garage
- Power Awning W/ Adj Legs
- 16" Aluminum Wheels
- Outside Speakers
- 2" Fully Insulated Floor
- Electronic Charging Stations
- 40 Gal Black Water Capacity
- 40 Gal Fuel Station Road Side
- 60 Gal Grey Water Capacity
- AM/FM/DVD W/ Blue Tooth
- 17" Oven and Microwave (3 Burner Cook Top W/ Cover)
- Back Up Lights & Hitch Light
- Pull Out Faucet
- Dual 30# LP Bottles
- Electric Bed & Flip Sofa
- 30K Ducted Heat
- Full Length Walk On Roof
- Glass Shower Door
- Kitchen Pantry
- LED Marker Lights
- Matching Spare Tire & Carrier
- Mirrored Wardrobe
- One Piece Seamless Rubber Roof
- Outside Shower
- Power Awning W/ Adj Legs
- 3000# Radius Ramp Door
- Safety Glass Tinted Windows
- Scare Lights
- Self Adjust Brakes
- Split Sink Covers
- Stabilizer Jacks
- Super Lube Axles
- Distressed Cherry Cabinetry
- Wide Body Construction
- Optional Aluma Wall Construction W/ Fiberglass Exterior
- Gas DSI Water Heater (Tankless Optional)
- Optional 160W Solar Power

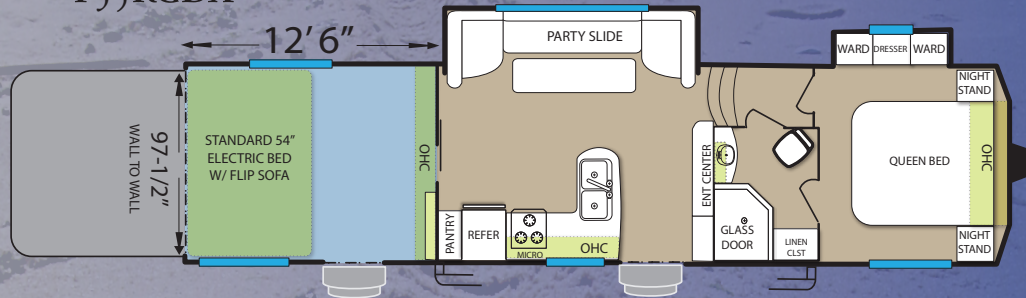


A Berkshire Hathaway company.

T28RCDX



F35RGDX



Model	Hitch Weight	Total Weight	GVWR	CCC	Total Length	Total Height	Fresh Water	Grey/Black
T28RCDX	1,207 lbs	8,505 lbs	12,100 lbs	3,557 lbs	34' 9"	12' 8"	106 gal	60/40 gal
F35RGDX	TBA	TBA	14,999	TBA	39' 9"	13' 9"	106 gal	100/40 gal

*The Cargo Carrying Capacity does not include the weight of water, fluids, all popular options. Weights and capacities are approximate, the addition of optional equipment including fiberglass siding will increase the overall weight. All illustrations and specifications contained in this literature are based on the latest product information at time of publication. Forest River reserves the right to make changes in price, colors, materials, equipment, and specifications at any time without notice and assumes no responsibility for any error in this literature.

FIFTH WHEEL GARAGE MODEL FEATURES

- 15K BTU Air Conditioner
- Aluma Wall Construction W/ Fiberglass Ext
- 12' 6" Beaver Tailed Garage
- Fiberglass Front Cap W/ LED Lighting
- 4.0 Onan Gen W/ Transfer Switch
- Power Awning W/ LED Light Strip
- 100 Gal Grey Water
- Kicker Sound W/ DVD, Amp, & 10" Sub
- 12" Self Adjusting Electric Brakes
- 30# Dual LP Bottles
- 16" Aluminum Wheels W/ Matched Spare
- Bathroom Ducted Heat & A/C
- Bathroom Skylight
- Beaver Tailed I-Beam Chassis
- Black Frame Tinted Safety Glass Windows
- Black Tank Flush
- Blue LED Interior Feature Lighting
- Convenience Center In Basement
- Deep Single Bowl Chef's Sink W/ Lids
- Deluxe Pull Out Faucet
- Dual Elec 54" Sport Bed W/ Sofa
- Exterior Speaker PKG - Kicker Marine Grade
- Extra Large 8' DD Refer
- Family Message Center
- Flipped 7K LB Super Lube Axles
- Front Gravel Guard
- Full Length Metal Bearing Drawer Glides
- Kitchen & Bath Crown Molding
- Large Kitchen Window & Pantry
- LED Clearance & Brake Lights
- Lighted Storage Compartment
- LP Quick Connect
- Microwave W/ Carousel
- Night Shades
- Pillow Top Mattress (Master Bedroom)
- Porcelain Foot Flush Toilet
- Power Front Stab Jacks
- Rear Stabilizer Jacks (2)
- Ramp Door, Scare Lights (2), & Porch Light
- Silverware Drawer W/ Insert
- Stainless Steel Appearance Package
- TV Antenna
- Trash Can Storage
- Walk On Roof
- Quick Recovery Gas DSI Water Heater
- Wardrobe and Dresser Slideout
- Custom Party Slide Furniture
- Designer Headboard