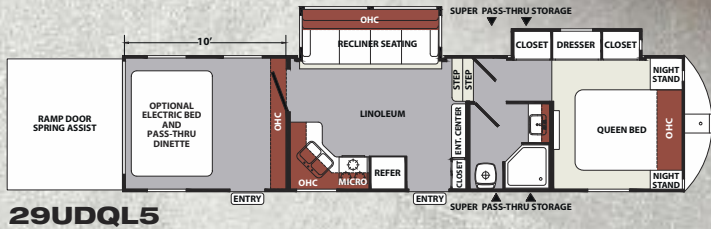


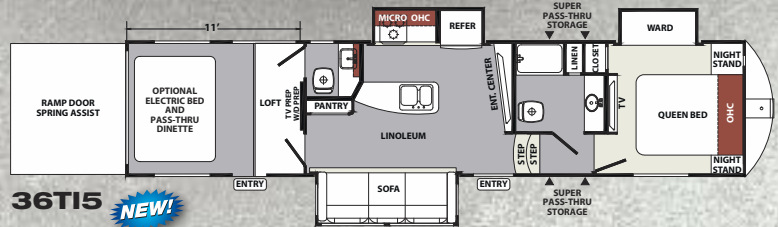
NITRO XLR



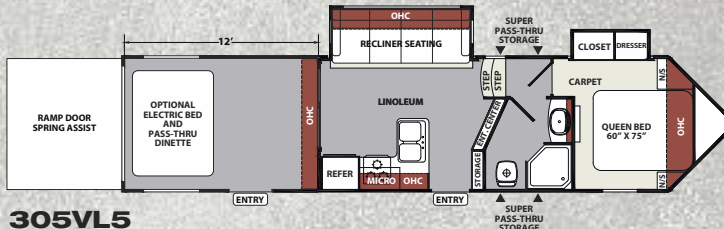
Fifth Wheels



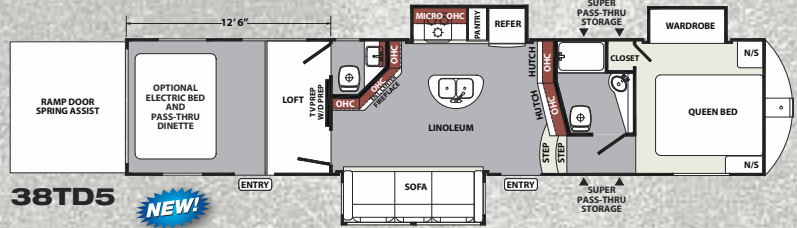
29UDQL5



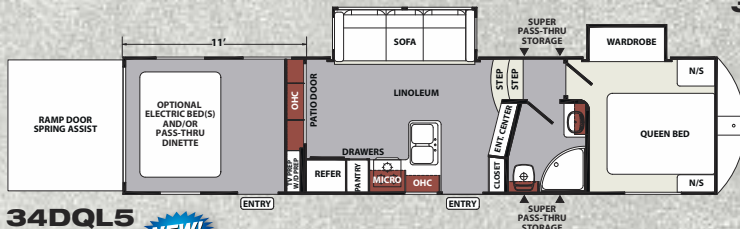
36TI5 **NEW!**



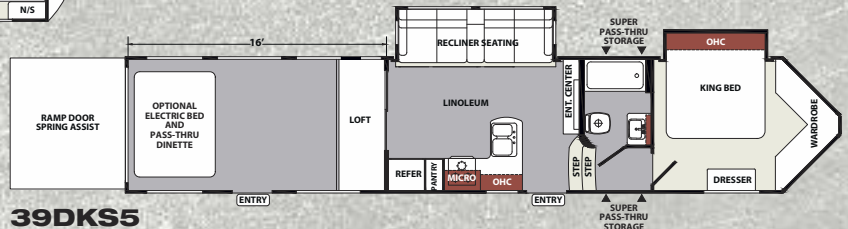
305VL5



38TD5 **NEW!**

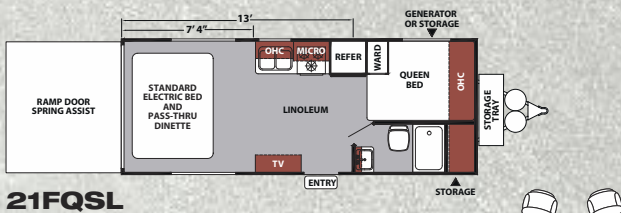


34DQL5 **NEW!**

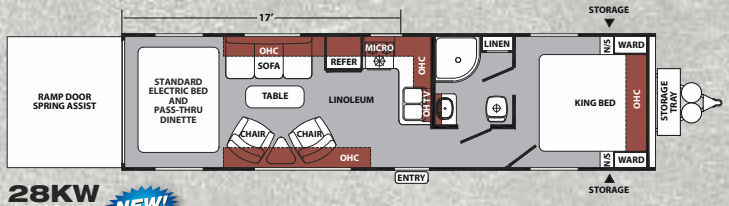


39DKS5

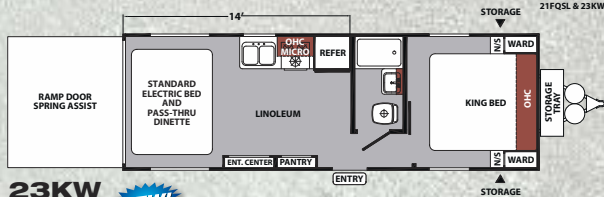
Travel Trailers



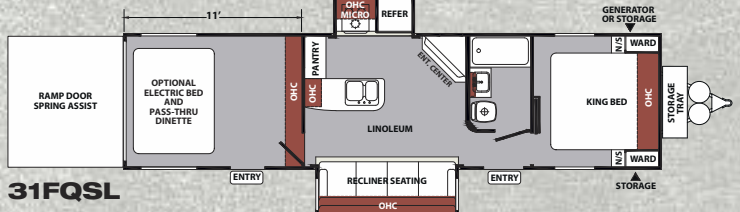
21FQSL



28KW **NEW!**



23KW **NEW!**



31FQSL

XLR Nitro Standards & Options

Interior Standards

- Professionally Designed Interiors – Chestnut, Raven
- New Vinyl Flooring – Birch Wood Grain
- Espresso Cabinetry Shaker Style (Glass Inserts Where Applicable)
- Brushed Nickel Hardware
- LED Lighting
- Storage Cargo Netting (Select models only)
- Large LCD Living Room TV
- AM/FM/CD/DVD/Bluetooth Stereo (TT)
- AM/FM/Bluetooth w/ Multi-zone Soundbar (FW)
- Interior Speakers
- Dual Ram Air Vents
- Full Extension Ball-Bearing Drawer Guides
- Laminated Countertops
- 3-Burner Cooktop w/ Oven
- Microwave
- Stainless Steel Sink
- Dometic Double Door Refrigerator (6 Cu. Ft. – TT, 8 Cu. Ft. – FW)
- 6 Gallon Gas/Electric/DSI Water Heater (TT)
- 10 Gallon Gas/Electric/DSI Water Heater (FW)
- Porcelain Foot Flush Toilet
- 92 Gallon Fresh Water
- 35,000 BTU Furnace
- Ducted Heat and A/C
- 12V Battery Disconnect
- 12V Roof Vent in Bathroom, Galley
- Plywood Decking
- Full Height Ceilings
- 5,000 lb. Steel Reinforced Tie Downs

Exterior Standards

- 102" Widebody Construction
- High Gloss Exterior Fiberglass
- Aluminum Framed Laminated Sidewalls

- Crowned 4½" Walk On Roof w/ Fiberglass Insulation
- Electric Main Slide Rooms
- Collapsible Ladder (FW)
- Black Tank Flush
- Electric Stabilizer Jacks (FW)
- LED Lighting
- Camaro Style High Profile Fiberglass Cap (FW) (Select models)
- Custom Graphics w/ Badge
- Attic Vents
- Radius Entrance and Baggage Doors
- Radius Tinted Safety Glass Windows
- Hot and Cold Spray Port Shower
- Exterior Marine Grade Speakers
- 30 AMP Service (TT)
- 50 AMP Service (FW)
- Spring Assisted Ramp Door
- Rear Cargo Loading Lights
- Powder Coated, Steel I-Beam Chassis
- Manual Stabilizer Jacks (TT)
- Dexter E-Z Lube Axles
- Nitrofill Radial Tires
- Large Entry Door Assist Handle
- Rain Gutter Drip Spouts
- Bar Ramp Door Lock

Options

- **Big Air Package (Mandatory):** 13.5K BTU Ducted A/C, Spare Tire, Blackout Features, Equa-Flex Suspension Enhancement, Aluminum Wheels, Premium Graphics, Upgraded Furniture, Stainless Steel Appliances, Friction Hinge Entry Door, Hid-N-Screen, Night Shades, Solar Charger Input, Aztec Grey Front and Rear Ramp, Electric Awning with LED Lights, Enclosed Underbelly, Radiant Roof/ Floor/Slideout Floor Insulation (R-38 @ 80° F)

N.O.S. Package:

LG Solid Surface Countertops, Electric Stabilizing Jacks (TT), Wainscoting in Garage, Hidden Hinges on Cabinetry, NEO Blue LED Lighting Under Entry Step, Shaker Style Passage Doors

Extreme Weather Package:

Dual Pane Windows, 12V Heated Holding Tanks

Off The Grid Prep:

Generator Prep, Mobile Fuel Station

Off The Grid Package (TT):

4.0 Onan Gas Generator, Generator Prep, Mobile Fuel Station, 30 Gal. Tank

Off The Grid Package (FW):

5.5 Onan Gas Generator, Generator Prep, Mobile Fuel Station, 30 Gal. Tank

Additional Options

- Black Painted Front Cap
- Power Tongue Jack
- A/C 15K BTU IPO 13.5K BTU
- Second 13.5K BTU A/C In Bedroom (FW)
- Second 13.5K BTU A/C w/ Energy Management System (TT)
- Third 13.5K BTU A/C w/ Energy Management System (FW)
- 32" LED Flat Screen TV
- Fantastic Fan IPO 12V Fan (Galley, Bath, or Garage)
- Plush Cargo Carpet Kit
- Euro Chair(s)
- Electric Bed w/ Max Clearance Pass Thru Dinette (STD 21FQSL, 23KW, 28KW)
- Electric Awning for Ramp Door Patio (FW)
- VIP Party Deck (No Awning)
- VIP Patio Steps (FW)
- 6-Point Electric Level Up System

Model	29UDQL5	305VL5	34DQL5	36TI5	38TD5	39DKS5	21FQSL	23KW	28KW	31FQSL
Hitch Weight	2205	2228	2953	3217	3260	2240	863	730	TBD	1491
UVW	10810	11093	12003	13598	14247	13606	5781	6827	TBD	9959
Cargo Capacity	5335	5075	4891	3619	3013	4334	3822	2665	TBD	3473
Exterior Length	37' 0"	38' 5"	39' 2"	39' 11"	42' 1"	45' 7"	26' 8"	30' 2"	TBD	37' 10"
Exterior Height	13' 4"	13' 4"	13' 4"	13' 4"	13' 4"	13' 4"	12' 10"	12' 10"	12' 10"	12' 10"
Exterior Width	102	102	102	102	102	102	102	102	102	102
Fresh Water	92	92	92	92	92	92	92	92	92	92
Grey Water	64	54	54	80	60	86	54	54	54	54
Black Water	32	54	32	80	80	54	32	32	32	32

GVWR (Gross Vehicle Weight Rating) - is the maximum permissible weight of the unit when fully loaded. It includes all weights, inclusive of all fluids, cargo, optional equipment and accessories. For safety and product performance do NOT exceed the GVWR.

GAWR (Gross Axle Weight Rating) - is the maximum permissible weight, including cargo, fluids, optional equipment and accessories that can be safely supported by a combination of all axles.


UVW (Unloaded Vehicle Weight)* - is the typical weight of the unit as manufactured at the factory. It includes all weight at the unit's axle(s) and tongue or pin and LP Gas. The UVW does not include cargo, fresh potable water, additional optional equipment or dealer installed accessories.

CCC (Cargo Carrying Capacity)** - is the amount of weight available for fresh potable water, cargo, additional optional equipment and accessories. CCC is equal to GVWR minus UVW. Available CCC should accommodate fresh potable water (8.3 lbs. per gallon). Before filling the fresh water tank, empty the black and gray tanks to provide for more cargo capacity.

*Estimated Average based on standard build optional equipment. **Estimated average based on standard build optional equipment.

Each Forest River RV is weighed at the manufacturing facility prior to shipping. A label identifying the unloaded vehicle weight of the actual unit and the cargo carrying capacity is applied to every Forest River RV prior to leaving our facilities.

The load capacity of your unit is designated by weight, not by volume, so you cannot necessarily use all available space when loading your unit.



#XLRtoys haulers

NITRO

XLR

XLR by Forest River

2421 Century Drive ■ Goshen, IN 46528
 E-mail: XLInfo@forestriverinc.com
 Phone: 574-642-0438 ■ Fax: 574-343-5909
www.forestriverinc.com/XLR
www.forestriveraccessories.com



Actual towing capacity is dependent on your particular loading and towing circumstances, which includes GVWR, GAWR and GCWR, as well as adequate trailer brakes. Please refer to the Owners Manual of your vehicle for further information. All information contained in this brochure is believed to be accurate at the time of publication. However, during the model year, it may be necessary to make revisions and Forest River, Inc., reserves the right to make all such changes without notice, including prices, colors, materials, equipment and specifications as well as the addition of new models and the discontinuance of models shown in this brochure. Therefore, please consult with your Forest River dealer and confirm the existence of any materials, design or specifications that are material to your purchase decision. ©2015 XLR A Division of Forest River, Inc., a Berkshire Hathaway company. All Rights Reserved. 2/16