

# Salem

Welcome to the Original Social Networking Site


NORTHWEST EDITION



Salem







Salem 100%

## Salem 27DBUD

Family Friendly Towable Unit  
INTERIOR SHOWN IN MINERAL

**Family Friendly Towable Unit.** Your family will love exploring new places in this premium and spacious model. Enjoy the comfort and convenience at an unmatched price!

**Premium Standards.** From Solid Surface Countertops, to Power Jacks, Night Shades, and remote controlled operation, ask your dealer if there are supplies still available!

It's time to schedule that vacation.

Calendar Photos Weather Location

Salem 100%

# Salem

## 27RKSS

Our most popular single bedroom unit  
INTERIOR SHOWN IN CAMEL

**Years Ahead Of The Competition.** This model combines the versatility of both travelling and the seasonal destination RV lifestyle. It offers some of the most comfortable standard recliners available in this price range, along with optional Solid Surface Countertops, LED lighting, Power Awnings and more. If that weren't enough, it is designed to maximize both natural light with our massive picture windows, and the convenience of home with a seemingly endless amount of counter-top and storage space! This is, one of the finest single bedroom trailers in the industry.

Be sure to check the weather before you leave.

Calendar Photos **Weather** Location







LED Lights

**80"**  
CEILING  
HEIGHT

New Dhalia Cherry Mouldings  
and Accents Throughout

Night Shades

Decorative  
Curtain Rods  
and Curtains

16" x 24" Stained Glass  
Cabinets and Base Shelves  
(Where applicable)

LG® Solid Surface Countertops

Stainless Steel  
Appliance Package

Standard Plush Recliners

Beauflor® Linoleum  
Scratch, Tear, and Cold,  
Crack Resistant Flooring

Full Extension, Extra-Deep  
Pot and Pan Drawer

# Interior Features

SOME FEATURES SHOWN HAVE LIMITED AVAILABILITY.



1



2



3



4



5

Salem

# Popular Features

**MORE REASONS WHY PEOPLE CHOOSE SALEM**

1. Solid Surface Countertops with Undermount Sink
2. Hinged 1/2 Barrel Storage (Most Models)
3. High Rise Faucet and 60/40 Sink
4. Extra Large Pass-Through Storage
5. Beauflor® One Piece Plank Wood Linoleum Flooring
6. Full Extension Ball Bearing Drawer Guides
7. FM Radio, DVD Player w/ MP3 Hookup (Limited Time Options\*)
8. Free Standing Gas Grill (Outside Kitchen Models Only)
9. Swivel Entertainment Center with Solid Doors to Bedroom (Shown with Customer-supplied TV)
10. 16" x 24" Stained Glass Cabinets and Base Shelves (Where applicable)
11. LED Awning Lights
12. Shoe Nook (Most Models)
13. Aerodynamic Front Profile



6



7



8



9



10



11



12



13

# Construction Build to Last.

- 1** Radius entry Steps
- 2** 2" x 3" floor joists 12" on center
- 3** 2" wall studs 16" or less on center
- 4** 30" fiberglass radius entry door
- 5** .024 aluminum siding
- 6** 5" bowed truss roof rafters
- 7** One piece seamless roof (12 yr. warranty)
- 8** R-7 fiberglass insulation throughout
- 9** Extra large full pass-thru storage
- 10** Smooth rolled skirting
- 11** In floor ducted heat
- 12** Diamond plate rockguard
- 13** 3/8" roof decking (full walk-on roof)
- 14** LP bottle cover w/ easy access
- 15** 13.5K ducted roof, high output AC w/ quick cool
- 16** Stain resistant carpet
- 17** Beauflor® One piece plank wood look linoleum flooring
- 18** Safety glass windows
- 19** Hitch Light
- 20** Aluminum radius front corners



- 21** Insulated foam A/C ducts
- 22** "Darco" anti-puncture underbelly wrap
- 23** One-piece 5/8" DynaSpan® flooring with a minimum 25 year warranty

## FUNCTIONAL, QUALITY STANDARDS

At Salem your satisfaction is serious business and it shows. Our commitment to your satisfaction includes:

A: One-piece 5/8" DynaSpan® flooring with a minimum 25 year warranty

B: Heated and enclosed fresh water tank

C: 6 gallon GE DSI water heater with Quick Recovery

D: Central Switch Command Center (Most Floorplans)



A



B



C



D



# Salem Standards & Options



## CONSTRUCTION & EXTERIOR

- Full walk on one-piece Superflex® roof w/ 12 year warranty
- Extra large full pass through storage (per floorplan)
- Cold crack and mildew resistant vinyl patio awning
- Safety glass windows
- Steel framed 30" smooth radius fiberglass main entry door
- Cambered chassis
- Enclosed fresh water tank in a heated compartment
- 16-gal. per hour GE quick recovery DSI water heater
- Water heater by-pass
- 2" wall construction 16" (or less) on center
- R-7 fiberglass insulation throughout
- 13 ply cross micro-laminated beam header above slide outs
- Triple seal slide outs
- Electric slide out systems (flush floor)
- Swing arm entry assist handle
- Two marine grade exterior speakers
- Radial tires

## KITCHEN

- Dometic® double door refrigerator (2 yr. warranty)
- High rise faucet
- Deep basin 60/40 undermount sink
- Microwave w/ carousel
- Drop-in cooktop with glass cover
- Range hood w/ 12-volt exhaust fan and light (Exhausted through to the exterior)

- Beauflor® One piece plank wood linoleum flooring
- Solid wood drawers
- Large overhead cabinets w/ glass inserts
- Central command center
- Nickel finished hardware
- Full extension ball bearing drawer guides
- Abundant cabinet storage
- Hinged 1/2 barrel storage (Some models)
- Undermount Galley Sink

## LIVING ROOM

- 80" interior height travel trailers
- Ducted 13,500 BTU high output roof air conditioner w/ quick cool
- Huge storage drawer at sofa base
- Extra large booth dinette w/ large drawer (most models)
- Large dinette picture window
- Digital TV antenna and booster
- Cable TV/ satellite hook-up
- FM stereo w/ DVD and four cube speakers (Limited time option)
- 25K BTU Suburban® forced air DSI furnace w/ digital thermostat (2 yr. warranty)
- In-floor ducted heat

## BEDROOM

- Upgraded mattress
- Plush comforter and designer headboard
- Strut lifted storage area under bed
- Bedside mirrored wardrobes w/ shelf
- Bedside 110-volt power outlets (2)
- Solid bedroom privacy doors
- Storage shelf above bed

## BATHROOM

- 12-volt power bath roof exhaust vent
- Wooden medicine cabinet w/ mirrored door
- Foot flush toilet
- Tooth brush holder and towel ring
- Vinyl tub surround
- Frosted glass barrel shower with tub surround (21RBS, 23RBS, 25RKS, 27RBSS, 27RKSS, 27RLSS, 27TDSS)

## SECURITY AND SAFETY

- LP leak detector
- Smoke detector
- Carbon monoxide detector
- Fire extinguisher
- Hitch light
- Welded heavy duty safety chains
- Electric brakes (all wheels)
- GFI receptacles
- ANSI 119.2 certified
- Meets all national highway administration specifications

## SALEM OPTIONS

- 4 Stabilizer jacks
- Spare tire and carrier
- 15K Ducted A/C with Quick Cool Feature
- Skylight over tub
- 30-lb LP bottles w/ cover and auto change over
- Exterior Camp Kitchen

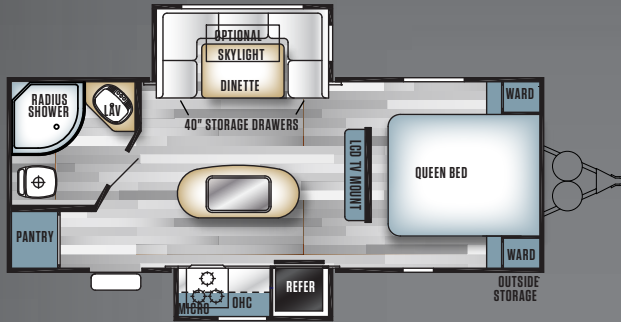
Contact your Salem dealer for a complete list of options.

# Salem Travel Trailer

Floorplans, Weights & Measures

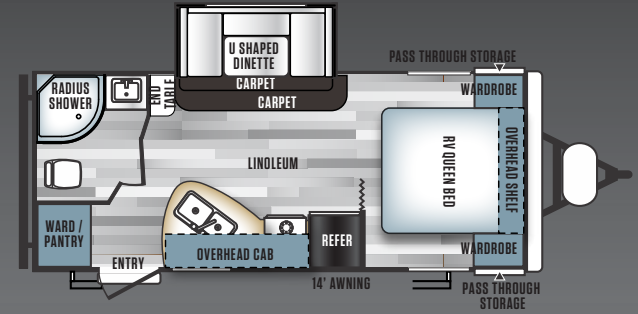
## T23RBS

UNLOADED  
VEHICLE WEIGHT:  
**6030**



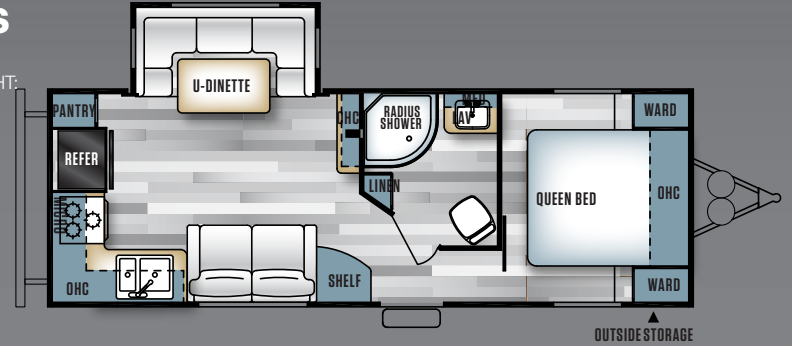
## T21RBS

UNLOADED  
VEHICLE WEIGHT:  
**4853**



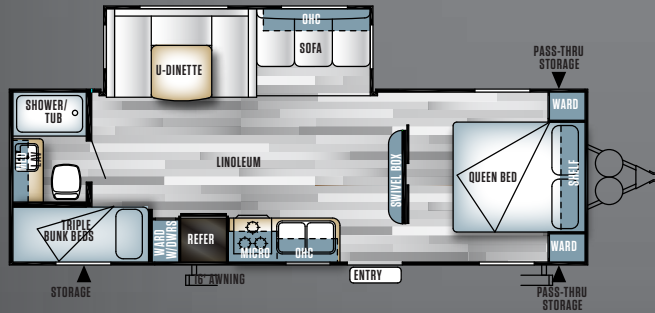
## T25RKS

UNLOADED  
VEHICLE WEIGHT:  
**5794**



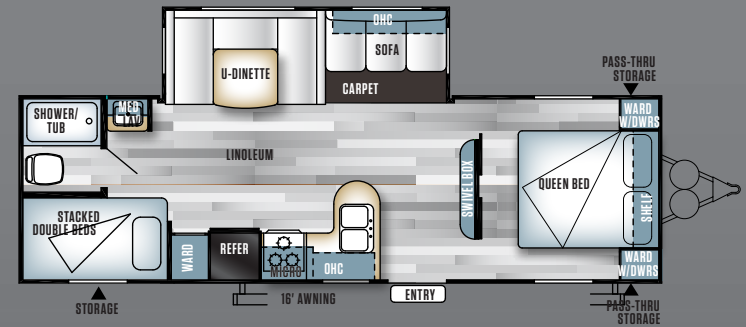
## T26TBUD

UNLOADED  
VEHICLE WEIGHT:  
**6310**



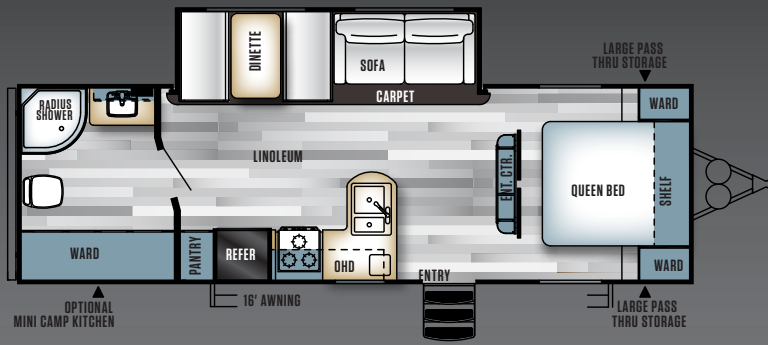
## T27DBUD

UNLOADED  
VEHICLE WEIGHT:  
**6098**



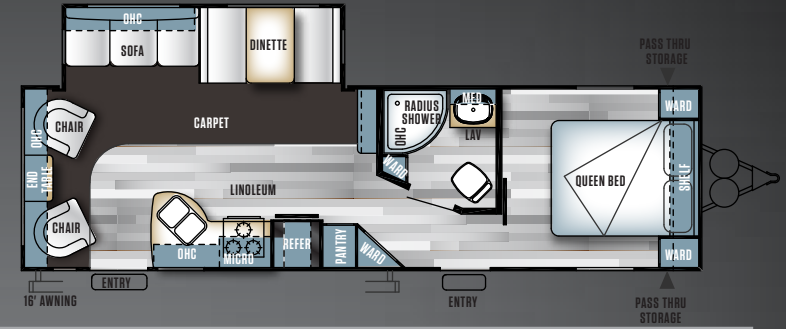
### T27RBSS

UNLOADED  
VEHICLE WEIGHT:  
**6552**



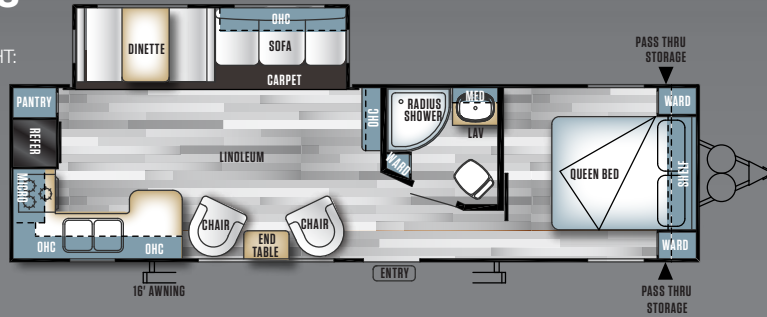
### T27RLSS

UNLOADED  
VEHICLE WEIGHT:  
**6722**



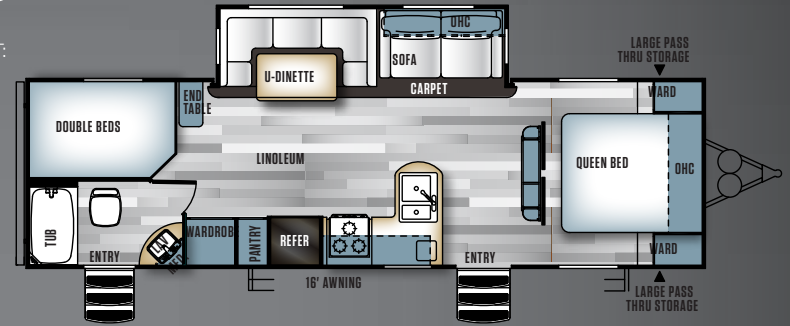
### T27RKSS

UNLOADED  
VEHICLE WEIGHT:  
**6798**



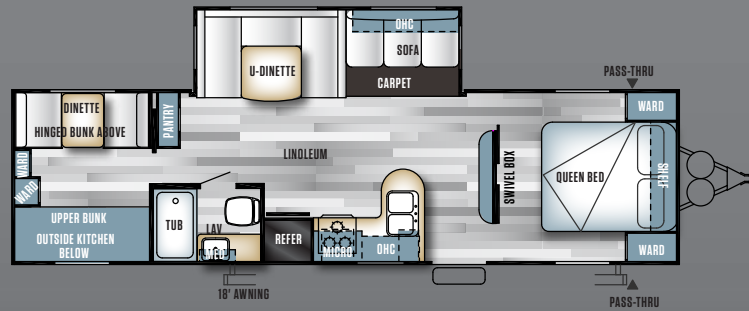
### T27TDSS

UNLOADED  
VEHICLE WEIGHT:  
**7162**



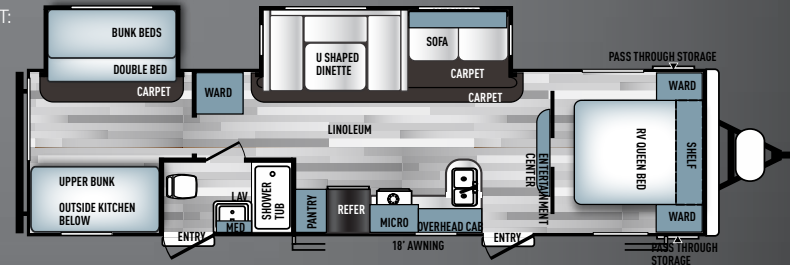
### T30KQBSS

UNLOADED  
VEHICLE WEIGHT:  
**6858**



### T32BHDS

UNLOADED  
VEHICLE WEIGHT:  
**8283**



	T21RBS	T23RBS	T25RKS	T26TBUD	T27DBUD	T27RKSS	T27RLSS	T27RBSS	T27TDSS	T30KQBSS	T32BHDS
HITCH WEIGHT (LBS.)	515	898	578	800	785	860	678	834	810	915	910
UNLOADED VEHICLE WEIGHT (LBS.)	4853	6030	5794	6310	6098	6798	6722	6552	7162	6858	8283
CARGO CARRYING CAPACITY (LBS.)	2662	1830	1784	1452	3450	2862	2756	3082	2448	2857	2787
EXTERIOR LENGTH	25'4"	26'5"	29'2"	29' 5"	30'8"	33'8"	32'8"	31'6"	32'8"	33'8"	36' 7"
EXTERIOR HEIGHT	11'3"	11'3"	11'3"	11'3"	11'3"	11'3"	11'3"	11'3"	11'3"	11'3"	11'5"
FRESH WATER CAPACITY (GAL.)	61	61	61	61	61	61	61	61	61	61	61
BLACK WATER CAPACITY (GAL.)	32	32	42	33	32	42	42	32	32	32	32
GREY WATER CAPACITY (GAL.)	28	28	66	28	28	66	66	74	74	28	32
AWNING (FT.)	14'	15'	16'	16'	16'	16'	16'	16'	16'	18'	18'

#### Floorplan Key

- OHC** Overhead Cabinet
- WARD** Wardrobe
- MICRO** Microwave
- LAV** Bathroom Sink
- MED** Medicine Cabinet

**FREE MEMBERSHIP**  
to Forest River Owners' Group

www.forestriverfrog.com



**Learn More**  
Scan this barcode using a QR Reader on your smart phone to learn more about Forest River.



A Berkshire Hathaway company.

Forest River, Inc. 55470 C.R. 1 Elkhart, IN 46515 | (503) 831-1200  
www.forestriverinc.com/Salem | www.forestriveraccessories.com

# The Salem Line-Up



SALEM



SALEM CRUISE LITE



SALEM VILLA | VILLA ESTATE



SALEM HEMISPHERE

YOUR SALEM DEALER

2016

## Specification Definitions

**GVWR (Gross Vehicle Weight Rating)** - is the maximum permissible weight of the unit when fully loaded. It includes all weights, inclusive of all fluids, cargo, optional equipment and accessories. For safety and product performance do NOT exceed the GVWR.

**GAWR (Gross Axle Weight Rating)** - is the maximum permissible weight, including cargo, fluids, optional equipment and accessories that can be safely supported by a combination of all axles.

**UVW (Unloaded Vehicle Weight)\*** - is the typical weight of the unit as manufactured at the factory. It includes all weight at the unit's axle(s) and tongue or pin and LP Gas. The UVW does not include cargo, fresh potable water, additional optional equipment or dealer installed accessories.

\*Estimated average based on standard build optional equipment.

**CCC (Cargo Carrying Capacity)\*\*** - is the amount of weight available for fresh potable water, cargo, additional optional equipment and accessories. CCC is equal to GVWR minus UVW. Available CCC should accommodate fresh potable water (8.3 lbs per gallon). Before filling the fresh water tank, empty the black and gray tanks to provide for more cargo capacity.

\*\* Estimated average based on standard build optional equipment

Each Forest River RV is weighed at the manufacturing facility prior to shipping. A label identifying the unloaded vehicle weight of the actual unit and the cargo carrying capacity is applied to every Forest River RV prior to leaving our facilities.

The load capacity of your unit is designated by weight, not by volume, so you cannot necessarily use all available space when loading your unit.

## 24/7 EMERGENCY ROADSIDE ASSISTANCE

For a worry-free ownership experience Forest River includes one year of Coach-Net RV Technical & Roadside Assistance with each RV purchase. Whether new to the RV lifestyle or an experienced RV enthusiast, Forest River owners have 24/7 access to technical, operational and emergency road service coverage throughout the US & Canada. Coach-Net's fast, dependable service is just a phone call away.

**Coach-Net®**

RV Technical & Roadside Assistance



Forest River, Inc. encourages our customers to purchase their Forest River products whenever possible for the following reasons:

- 1) Forest River, Inc. dealers are independently owned and operated businesses so priority service and scheduling is at their discretion and is often provided to customers that purchased their unit at that dealership.
- 2) Purchasing locally allows customers to establish meaningful relationships with a dealer, enhancing the RV experience through assistance with product questions, user tips or RV regulations for your state or country, and much more!
- 3) Canadian customers must meet requirements to bring an RV purchased out of the country to their home. These requirements may involve additional inspections and certifications, taxes and fees. Your local Canadian Dealer is a professional at meeting these requirements.
- 4) Scheduling timely warranty repairs and adjustments through a local dealership provides far greater flexibility and convenience to you, the customer!

It is the goal of Forest River, Inc. that all of our RV owners fully enjoy the RV experience and that customer satisfaction meets or exceeds their expectations!



## PRE-DELIVERY INSPECTION FACILITY

20,000 square feet of quality assurance. The bare essentials for a premium product. This state-of-the-art facility gives immediate daily feedback to production for quality assurance in every unit built.

All information contained in this brochure is believed to be accurate at the time of publication. However, during the model year, it may be necessary to make revisions and Forest River, Inc., reserves the right to make all such changes without notice, including prices, colors, materials, equipment and specifications as well as the addition of new models and the discontinuance of models shown in this brochure. Therefore, please consult with your Forest River dealer and confirm the existence of any materials, design or specifications that are material to your purchase decision. Litho. U.S.A. FOR 1248 PJW: 2015.12.10