

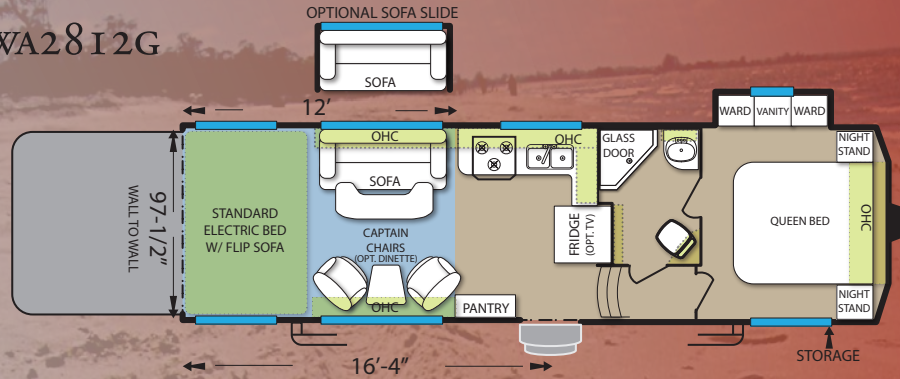
FIFTH WHEEL FEATURES

- 106 Gal Fresh Water
- 12 Volt Charging Stations
- 12" Self Adjusting Electric Brakes
- Ducted 15K BTU Air Conditioner
- 30# Dual LP Bottles
- 30K Ducted Heat Throughout
- 3 Burner Cook Top W/ Cover & Oven
- 16" Aluminum Wheels W/ Matched Spare
- Alumina Wall Const W/ Fiberglass Ext
- Bathroom Ducted Heat & A/C
- Bathroom Skylight
- Beaver Tailed I-Beam Chassis
- Black Frame Tinted Safety Glass Windows
- Black Tank Flush
- Blue LED Interior Feature Lighting
- Captain's Chairs W/ Table (N/A Garage Units)
- Convenience Center In Basement
- Deep Single Bowl Chef's Sink W/ Lids
- Deluxe Pull Out Faucet
- Dual Elec 40" or 54" Sport Beds W/ Sofa
- DVD Player W/ Bluetooth
- Exterior Speaker PKG - Kicker Marine Grade
- Extra Large 8' DD Refer
- Family Message Center
- Fiberglass Front Cap W/ LED Lighting
- Flipped 6K or 7K LB Super Lube Axles
- Fold Down Sofa W/ Table
- Front Gravel Guard
- Fuel Station (40 Gallon)
- Full Length Metal Bearing Drawer Glides
- Fully Insulated 2" Floor W/ 5/8" T&G
- 4.0 Onan Gen W/ Transfer Switch
- Glass Shower Door
- Kicker Sound W/ DVD, Amp, & 10" Sub
- Kitchen & Bath Crown Molding
- Large Kitchen Window & Pantry
- LED Clearance & Brake Lights
- Lighted Storage Compartment
- LP Quick Connect
- Microwave W/ Carousel
- Night Shades
- Outside Shower
- Pillow Top Mattress (Master Bedroom)
- Porcelain Foot Flush Toilet
- Power Awning W/ LED Light Strip
- Power Front Stab Jacks
- Rear Radius Cargo Door W/ 3,000 LB Rating
- Rear Stabilizer Jacks (2)
- Ramp Door, Scare Lights (2), & Porch Light
- Silverware Drawer W/ Insert
- Stainless Steel Appearance Package
- TV Antenna
- Trash Can Storage
- Walk On Roof
- Quick Recovery Gas DSI Water Heater
- Wardrobe Slideout
- Wide Body Construction

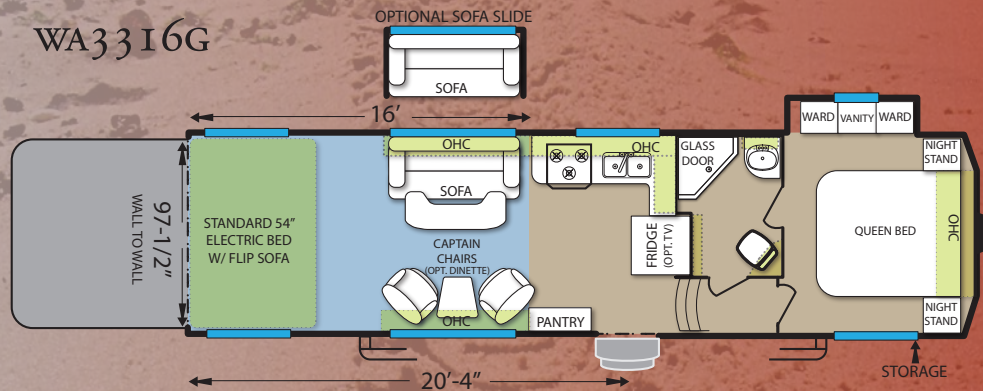


A Berkshire Hathaway company.

WA2812G



WA3316G



Model	Hitch Weight	Total Weight	GVWR	CCC	Total Length	Total Height	Fresh Water	Grey/Black
WA2812G	2163 lbs	9,407 lbs	14,163 lbs	4,697 lbs	32' 6"	13' 4"	106 gal	60/40 gal
WA3316G	2362 lbs	9,922 lbs	14,999 lbs	5,018 lbs	36' 6"	13' 4"	106 gal	60/40 gal

*The Cargo Carrying Capacity does not include the weight of water, fluids, all popular options. Weights and capacities are approximate, the addition of optional equipment including fiberglass siding will increase the overall weight. All illustrations and specifications contained in this literature are based on the latest product information at time of publication. Forest River reserves the right to make changes in price, colors, materials, equipment, and specifications at any time without notice and assumes no responsibility for any error in this literature.

OPTIONAL UPGRADES

- 5.5 Onan Gen W/ 50 Amp (IPO 4.0)
- 13.5K BTU A/C In Bedroom (Req 5.5 Gen)
- Add A Wall
- Additional 60 Gal Fresh Water Tank
- Carpet Kit
- Extra Large 29" LED TV (Available in Bedroom and/or Living Area)
- Retractable Roof Ladder
- Sofa Slide W/ Cabinets (28 & 33)
- Tankless Water Heater (IPO 6 Gal)
- Tough Ply Flooring
- Toylok Door Side
- Water Heater Bypass (N/A W/ Tankless)
- 200W Solar Power W/ LED Light PKG
- Climate Package (Foil Ins and 12v Heat Strips)
- Arctic Package (Insulated and Enclosed Tanks, 12V Heat Strips, Radiant Foil Insulation Roof and Floor, R7 Insulation Throughout.)
- Sidewinder Gray Fiberglass Front Cap

TRAVEL TRAILER FEATURES



WWW.FORESTRIVERINC.COM/STEALTH

DEALER INFO:

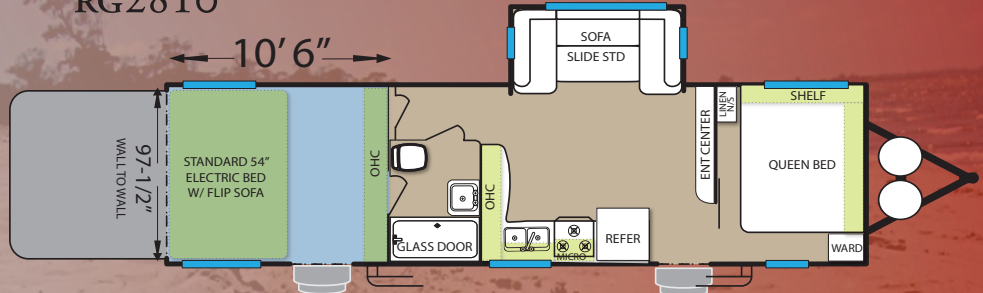


- 106 Gal Fresh Water
- 16" Aluminum Wheels
- Outside Speakers
- 17" Oven and Microwave
- 2" Fully Insulated Floor
- 3 Burner Cook Top W/ Cover
- 12 Volt Charging Stations
- 40 Gal Black Water Capacity
- 40 Gal Fuel Station Road Side
- 60 Gal Grey Water Capacity
- AM/FM/DVD W/ Blue Tooth
- Back Up Lights & Hitch Light
- Designer Headboard
- Designer High Rise Faucet
- Dual 5 Gal LP Bottles
- Electric Bed & Flip Sofa
- Ducted 13.5K BTU A/C
- 30K Ducted Heat
- Full Length Walk On Roof
- Glass Shower Door
- Beaver Tailed Garage
- Kitchen Pantry
- LED Marker Lights
- LP Quick Connect
- Matching Spare Tire & Carrier
- Mirrored Wardrobe
- 4.0 Onan Generator Prep
- One Piece Seamless Rubber Roof
- Outside Shower
- Power Awning W/ Adj Legs
- 3000# Radius Ramp Door
- Safety Glass Tinted Windows
- Scare Lights
- Self Adjust Brakes
- Split Sink Covers (Kitchen)
- Stabilizer Jacks
- Super Lube Axles
- Vintage Timber Cabinetry
- Water Heater By-Pass (N/A W Tankless)
- Wide Body Construction
- Aluma Wall Construction W/ Fiberglass Exterior

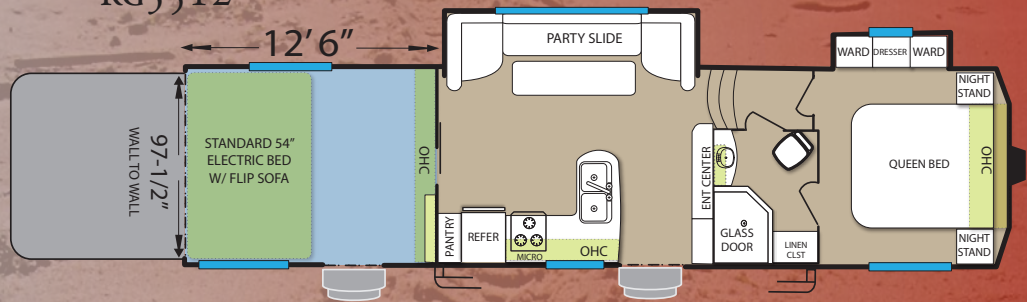


A Berkshire Hathaway company.

RG2810



RG3512



Model	Hitch Weight	Total Weight	GVWR	CCC	Total Length	Total Height	Fresh Water	Grey/Black
RG2810	1,207 lbs	8,505 lbs	12,100 lbs	3,557 lbs	34' 9"	12' 8"	106 gal	60/40 gal
RG3512	2,706 lbs	11,242 lbs	14,999 lbs	3,699 lb	39' 9"	13' 9"	106 gal	100/40 gal

*The Cargo Carrying Capacity does not include the weight of water, fluids; all popular options. Weights and capacities are approximate, the addition of optional equipment including fiberglass siding will increase the overall weight. All illustrations and specifications contained in this literature are based on the latest product information at time of publication. Forest River reserves the right to make changes in price, colors, materials, equipment, and specifications at any time without notice and assumes no responsibility for any error in this literature.

FIFTH WHEEL GARAGE MODEL FEATURES

- 12" Self Adjusting Electric Brakes
- 15K BTU Air Conditioner
- 30# Dual LP Bottles
- 16" Aluminum Wheels W/ Matched Spare
- Aluma Wall Construction W/ Fiberglass Ext
- Bathroom Ducted Heat & A/C
- Bathroom Skylight
- Beaver Tailed I-Beam Chassis
- Black Frame Tinted Safety Glass Windows
- Black Tank Flush
- Blue LED Interior Feature Lighting
- Convenience Center In Basement
- Deep Single Bowl Chef's Sink W/ Lids
- Deluxe Pull Out Faucet
- Dual Elec 54" Sport Bed W/ Sofa
- Exterior Speaker PKG - Kicker Marine Grade
- Extra Large 8' DD Refer
- Family Message Center
- Fiberglass Front Cap W/ LED Lighting
- Flipped 7K LB Super Lube Axles
- Front Gravel Guard
- Full Length Metal Bearing Drawer Glides
- 4.0 Onan Gen W/ Transfer Switch
- Kicker Sound W/ DVD, Amp, & 10" Sub
- Kitchen & Bath Crown Molding
- Large Kitchen Window & Pantry
- LED Clearance & Brake Lights
- Lighted Storage Compartment
- LP Quick Connect
- Microwave W/ Carousel
- Night Shades
- Pillow Top Mattress (Master Bedroom)
- Porcelain Foot Flush Toilet
- Power Awning W/ LED Light Strip
- Power Front Stab Jacks
- Rear Stabilizer Jacks (2)
- Ramp Door, Scare Lights (2), & Porch Light
- Silverware Drawer W/ Insert
- Stainless Steel Appearance Package
- TV Antenna
- Trash Can Storage
- Walk On Roof
- Quick Recovery Gas DSI Water Heater
- Wardrobe and Dresser Slideout
- Custom Party Slide Furniture