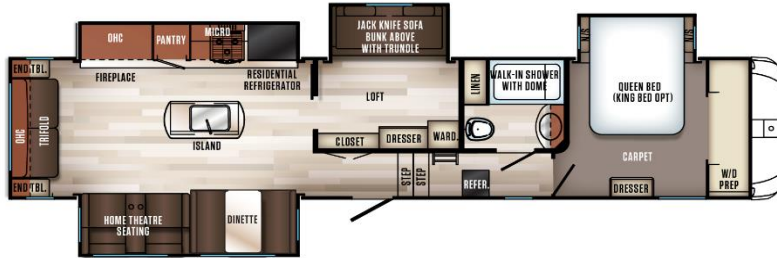


SABRE



















36BHQ

UVW	CCC	HITCH	LENGTH	HEIGHT	FRESH	WASTE	GREY	LP
12169	2056	2225	41' 7"	12' 7"	49	42	84	40



SABRE "SWEET 16" FEATURES

<p>TRUE-SHEEN HIGH GLOSS</p> 	<p>SOLAR PREP</p> 	<p>FRICTION HINGE ENTRY</p> 	<p>EXTERIOR TV MOUNT</p> 
<p>TIRE PRESSURE MONITORS</p> 	<p>GEN III AUTO LEVEL</p> 	<p>EZ-STOW REAR RACK</p> 	<p>UNIV. DOCKING CENTER</p> 
<p>COLOSSAL CAMPER FRIDGE</p> 	<p>ENHANCED KIT. LIGHTING</p> 	<p>SEAMLESS COUNTERTOPS</p> 	<p>CINEMAX SEATING</p> 
<p>USB CHARGING PORTS</p> 	<p>SOFT PULL ROLLER SHADES</p> 	<p>KLEER-VIEW MED. CAB.</p> 	<p>VERSA-BED SLEEP SYSTEM</p> 

OTHER STANDARD "COMPARABLES"...

- | | | |
|------------------------------------|--------------------------------------|--------------------------------------|
| ✓ FIREPLACE WITH REMOTE | ✓ 50AMP SERVICE | ✓ PREP FOR 2 ND DUCTED AC |
| ✓ LED INTERIOR AND EXTERIOR LIGHTS | ✓ 40" CEILING FAN WITH LIGHT | ✓ 1000W PURE-SINE POWER INVERTER |
| ✓ STAINLESS STEEL APPLIANCES | ✓ HIGH RISE SPRING SPOUT KIT. FAUCET | ✓ BATTERY DISCONNECT |
| ✓ PORCELAIN STOOL WITH WATER JET | ✓ 6'-3" MAIN SLIDE HEIGHT | ✓ BACK UP CAMERA PREP |
| ✓ 35,000 BTU FURNACE | ✓ OUTSIDE REFRIGERATOR | ✓ TRASH CAN |

<http://forestriverinc.com/sabre>