

CHEROKEE



WEST COAST

CHEROKEE



GREY WOLF



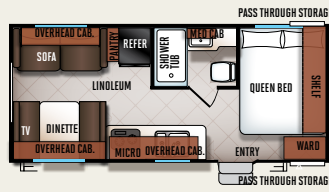
CHEROKEE



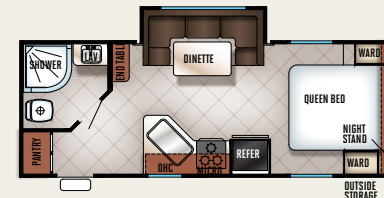
WOLF PUP



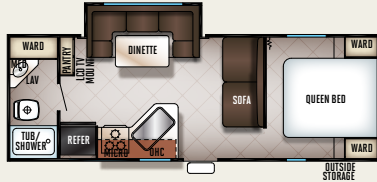
17BH



19RL



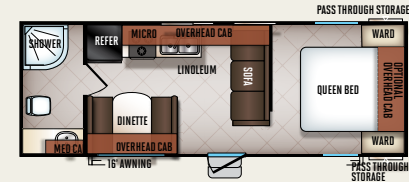
21RB



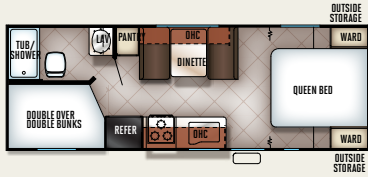
23BD



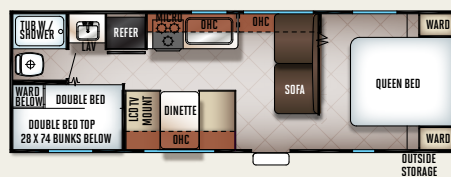
23DBH



23QB



22BH



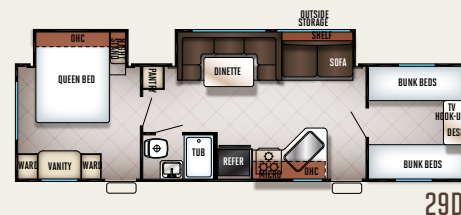
26BH



26DBH



NEW
27DBS



29DSFB



22RR



26RR



27RR

	T17BH	T19RL	T21RB	T22BH	T23BD	T23DBH	T23QB	T26BH	T26DBH	T27DBS	T29DSFB	22RR	26RR	27RR
DRY HITCH WEIGHT	480 LBS	428 LBS	470 LBS	485 LBS	590 LBS	619 LBS	503 LBS	605 LBS	765 LBS	710 LBS.	740 LBS	601 LBS	715LBS	965LBS
UNLOADED VEHICLE WEIGHT	3888 LBS	4272 LBS	4303 LBS	4767 LBS	4818 LBS	5385 LBS	4614 LBS	5040 LBS	5553 LBS	6282 LBS.	6888 LBS	4739 LBS	5110LBS	5762LBS
GVWR W/BRAKES	7480 LBS	7428 LBS	7470 LBS	7485 LBS	7590 LBS	7619 LBS	7503 LBS	7605 LBS	7765 LBS	7710 LBS.	8940 LBS	7601 LBS	7715LBS	7965LBS
CARGO CARRYING CAPACITY	3592 LBS	3156 LBS	3167 LBS	2680 LBS	2772 LBS	2196 LBS	2889 LBS	2126 LBS	2212 LBS	1428 LBS.	2052 LBS	2824 LBS	2567LBS	2165LBS
EXTERIOR LENGTH	23' 4"	23' 4"	24' 11"	27' 6"	27' 5"	29' 2"	26' 11"	29' 3"	31' 7"	32'-2"	34' 10"	29'	30' 8"	33' 4"
EXTERIOR HEIGHT W/ AC	10' 5"	10' 5"	10' 5"	10' 5"	10' 5"	10' 5"	10' 5"	10' 5"	10' 5"	10'-6"	10' 5"	10' 5"	10' 5"	10' 6"
EXTERIOR WIDTH	9' 7"	9' 7"	9' 7"	9' 7"	9' 7"	9' 7"	9' 7"	9' 7"	9' 7"	9' 7"	9' 7"	9' 7"	9' 7"	9' 7"
GREY CAPACITY (GAL)	32	42	32	74	42	64	32	32	64	38	42	42	32	32
BLACK CAPACITY (GAL)	42	42	42	32	32	42	32	42	42	28	32	32	42	42
FRESH CAPACITY (GAL)	46	46	46	40	46	46	46	46	46	46	46	40	46	46
AWNING SIZE (FT.)	15	15	15	15	15	15	16	15	15	15	15	15	15	15

GREY WOLF WEST COAST FLOORPLANS & SPECS

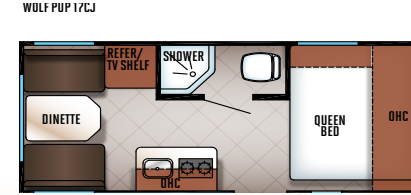




16BHS

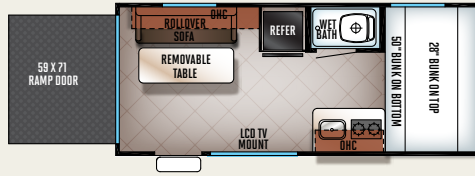


16FQ



17CJ

NEW



17RP



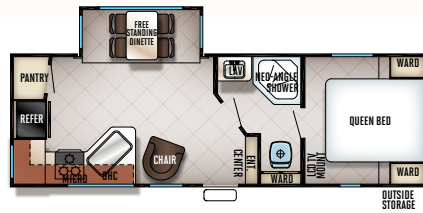
NEW

18T0

WOLF PUP WEST COAST FLOORPLANS & SPECS



	T16BHS	T16FQ	T17CJ	T17RP	T18T0
DRY HITCH WEIGHT	417 LBS.	425 LBS.	386-LBS.	350 LBS.	437-LBS.
UNLOADED VEHICLE WEIGHT	2904 LBS.	2902 LBS.	2783-LBS.	3019 LBS.	3797-LBS.
GVWR W/BRAKES	3917 LBS.	3925 LBS.	3886-LBS.	5430 LBS.	5000-LBS.
CARGO CARRYING CAPACITY	1013 LBS.	1023 LBS.	1103-LBS.	2411 LBS.	1203-LBS.
EXTERIOR LENGTH	21' 8"	21' 7"	20'-0"	20' 2"	22'-9"
EXTERIOR HEIGHT W/ AC	9' 11"	9' 11"	9' 11"	9' 11"	10'-5"
EXTERIOR WIDTH	85	85	85"	85	85"
GREY CAPACITY (GAL)	25	25	23-GAL.	25	23-GAL.
BLACK CAPACITY (GAL)	25	25	23-GAL.	25	23-GAL.
FRESH CAPACITY (GAL)	32	32	32 GAL	32	32 GAL
AWNING SIZE (FT.)	10'	10'	10'	10'	10'



NEW

244JR



NEW

264CK



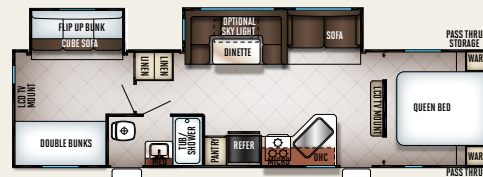
264L



274DBH



274RK



294BH

CHEROKEE WEST COAST FLOORPLANS & SPECS



	T244JR	T264CK	T264L	T274DBH	T274RK	T294BH
DRY HITCH WEIGHT	840-LBS.	794-LBS.	745-LBS.	906-LBS.	810-LBS.	978-LBS.
UNLOADED VEHICLE WEIGHT	5515-LBS.	6786-LBS.	6415-LBS.	6261-LBS.	6892-LBS.	7400-LBS.
GVWR W/BRAKES	7766-LBS.	7794-LBS.	7745-LBS.	7906-LBS.	9985-LBS.	9985-LBS.
CARGO CARRYING CAPACITY	2251-LBS.	970-LBS.	1330-LBS.	1607-LBS.	3093-LBS.	2585-LBS.
EXTERIOR LENGTH	28'-9"	32' 2"	31'-9"	31'-8"	33'-7"	35'-11"
EXTERIOR HEIGHT W/ AC	11'-1"	11' 1"	11'-1"	11'-1"	11'-1"	11'-1"
EXTERIOR WIDTH	97"	97"	97"	97"	97"	97"
GREY CAPACITY (GAL)	38	74	42	64	64	38
BLACK CAPACITY (GAL)	38	32	42	42	42	38
FRESH CAPACITY (GAL)	46	40	46	46	46	46
AWNING SIZE (FT.)	15'	15'	15'	15'	15'	18'

CHEROKEE & GREY WOLF WEST COAST

STANDARDS & OPTIONS

CGW MODELS

WINDOWS

S	S	Mini Blinds on All Windows
S	S	Hard Window Valances
S	S	Radius Windows
S	S	Safety Glass Windows

BEDROOM

S	S	Wardrobe Closets
S	S	Dual Bulb Reading Lights
S	S	Night Stands Each Side of Bed

KITCHEN / LIVING

S	S	High Rise Faucet
S	S	Large Storage Doors
S	S	Full Extension Roller Glide Drawers
S	S	Monitor Panel
S	S	Double Door Refrigerator
S	S	Large Storage Drawer Under Cooktop
S	S	Large, Kitchen Sink

SLIDE OUT

S	S	40" Dinette (Selected Floorplans)
S	S	One Piece Slide Out Side Walls
S	S	U- Shaped Dinette with Pedestal Legs on All Bunkhouse Models (Selected Floorplans)

CABINETS

S	S	Mocha Stained Shaker-Style Cabinets
S	S	Large Overhead Cabinets
S	S	Stainless Steel High Grade Cabinet Handles
S	S	Rounded Styled Cabinets

CGW MODELS

BATHROOM

S	S	Acrylic Bath Sinks (Large)
S	S	Shower Curtain (Tub Models)
S	S	Linoleum In Bath Area
S	S	Double Framed Tub Bases
S	S	Large, Mirrored, Medicine Cabinet

APPLIANCES

S	S	High Output Cook Top
S	S	Carousel High Output Microwave
S	S	Digital TV Antenna With Power Booster
S	S	13.5 Air Conditioner
S	S	Water Heater By Pass
S	S	Six Gallon Turbo Water Heater

EXTERIOR

S	S	Large Radius Luggage Doors
S	S	20 lb. LP Bottles w/Cover
S	S	Awning Drip Rail And Down Spouts
S	S	Patio Awning
S	S	One Piece Rubber Roof
S	S	Upgraded Graphics
S	S	Two-Toned Exterior Metal
S	S	Colored Front And Rear Metal
S	S	Outside Stereo Speakers
S	S	Radius Entry Door
S	S	Cable Hook up
S	S	Outside Outlet
S	S	Radius, Double Drop Step
S	S	Aerodynamic Radius Front Profile
S	S	Front Stone Guard

CONSTRUCTION FEATURES

S	S	3/8" Walkable Roof Decking
S	S	5/8" Floor Deck
S	S	Radius Truss Roof Rafters

CGW MODELS

S	S	2" x 3" Floor Joists
S	S	R7 Fiberglass Insulation
S	S	Linoleum Front To Back
S	S	Roto Cast (Seamless) Holding Tanks
S	S	12" On Average Side Wall Stud
S	S	Galvanized Steel High Wind Bands

AVAILABLE OPTIONS

O	O	High Gloss Filon
O	O	Spare Tire & Carrier
O	O	Stabilizer Jacks (Non-Slides Only - Set Of 4)
O	O	Enclosed Tanks
O	O	Mini Outside Kitchen (T17BH, T22BH, T26BH, T29DSFB)
O	O	Mini Camp Kitchen (T26DBH, T27DBS, T29DSFB)
O	O	Soft Touch Caramel Sofa
O	O	Screen Wall / Tent Wall (T22RR, T26RR, T27RR Only)
O	O	15K Btu Ducted A/C IPO 13.5K
O	O	Mini Outside Kitchen (T294BH)
O	O	Outdoor Bar And Grill (T294BH)
O	O	Hide-A-Bed (Cherokee)
O	O	Two Recliners (T264L, T274RK)

VALUE PACKAGE *

		40" Dinette Drawers; Black Tank Flush; Outside Tv Bracket And Hook Ups; Sink Cover
--	--	--

CORE PACKAGE *

		Solid Bedroom Doors; Cabinets In Bedroom; Ducted A/C; DVD Player; Friction Hinge Door; Solar Prep & Wiring
--	--	--

CGW MODELS

XL PACKAGE *

		6 Gallon Gas/Electric DSI Water Heater; Bathroom Fantastic Fan; Large Exterior Folding Assist Grab Handle; Night Shades; Outside Shower; Oven; Pull Out Kitchen Faucet; LP Quick Connect; Sky Light Over Tub
--	--	--

LIMITED PACKAGE *

		Detachable Power Cord
		Drop-In Cooktop With Glass Cover
		External Led Strip Lighting
		External Scare Light
		Flip Down Travel Rack (NA on RR Floorplans)
		Kitchen Skylight W/Shade
		LED Interior Lights
		Interior LED Strip Lighting (Slide-Out Only)
		Mag Wheels
		Power Awning
		Power Tongue Jack
		Premium Bedding Ensemble & Comforter
		Radial Tires
		Real Wood Doors And Drawers
		Undermount Kitchen Sink
		Seamless Countertops
		Sofa With Arm Rest, Cup Holders And Bolster
		Stainless Kitchen Suite Appliance Package
		Tub Surround
		Upper Bunk Window
		USB Charging Stations
		Super Kitchen (Extra Lighting, Glass Doors, Ceiling Mount)

WOLF PUP WEST COAST

STANDARDS & OPTIONS

ADVANTAGE PACKAGE

		Aerodynamic Radius Front Profile
		High Impact Front Metal Ipo Corrugated Metal
		26" Wide Door Ipo 22" Door
		14" Tires For Improved Towing In Place Of 13"
		Coachnet Roadside Assistance
		Large Exterior Folding Assist Handle
		Exterior Recept
		Monitor Panel
		Outside Storage Door
		Porch Light
		Tv Antenna With Hookups
		Solar Prep And Wiring

CAMPING PACKAGE

		Full Length Awning
		6 Gallon Water Heater
		3.3 Bar & Grill Refrigerator
		Microwave
		High Output Cooktop
		Range Hood
		High Rise Faucet
		Oversized Dinette With Removable Table
		Fiberglass Entry Door
		55 Amp Converter
		High Flo Water Pump
		Bathroom Fan
		Foot Flush Toilet

SAFETY PACKAGE

		LP Detector
		Carbon Monoxide Detector

Smoke Detector

		Fire Extinguisher
		Safety Glass Windows
		Gfi Protective Outlet
		Exit Windows

OPTIONS

		Flip Down Travel Rack
		Soft Touch Carmel Sofa
		Screen Wall Tent Wall (17RP)

LIMITED PACKAGE

		13.5K Btu Air Conditioner
		14" Mag Radial Wheels
		20K Btu Furnace
		6 Gallon Gas/Electric Dsi Water Heater
		Detachable Power Cord
		Dvd Player
		External Scare Light
		Friction Hinge Door
		Seamless Countertop
		Led Interior Lights
		Night Shades
		Power Awning
		Rv Refrigerator Ipo 3.3 Bar & Grill Refrigerator
		Spare Tire
		Stabilizer Jacks
		Stereo With Inside And Outside Speakers
		Tub Surround
		Upgraded Stainless Microwave And Range Hood
		Usb Charging Station(S)



Learn More
Scan this barcode using a QR Reader on your smart phone to learn more about Forest River.



A Berkshire Hathaway company.

S = STANDARD, O = OPTION,
* = NOT ALL ITEMS
AVAILABLE ON ALL MODELS

All illustrations and specifications contained in this literature are based on the latest product information at time of publication. Forest River reserves the right to make changes in prices, colors, materials, equipment and specifications at anytime without notice and assumes no responsibility for any error in this literature. All units are shipped F.O.B. Goshen, Indiana. CONSULT YOUR LOCAL DEALER FOR WARRANTY INFORMATION. LITHO: U.S.A. FOR 1371 2016.08.17