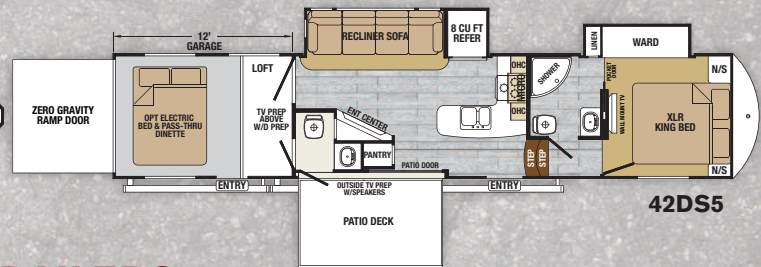
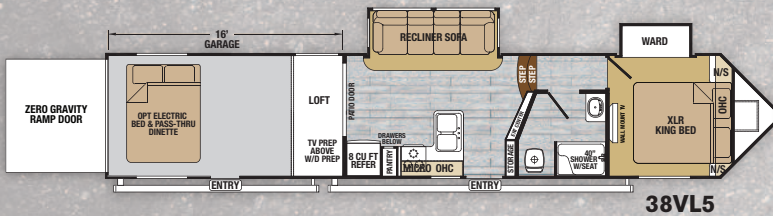
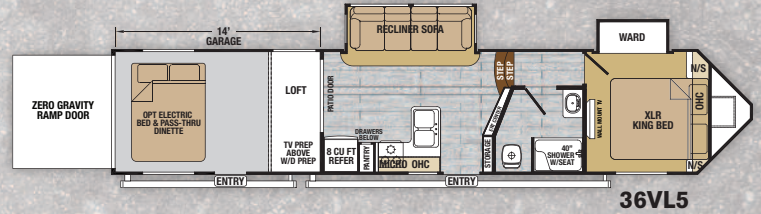
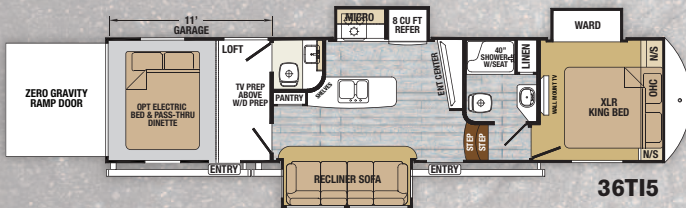
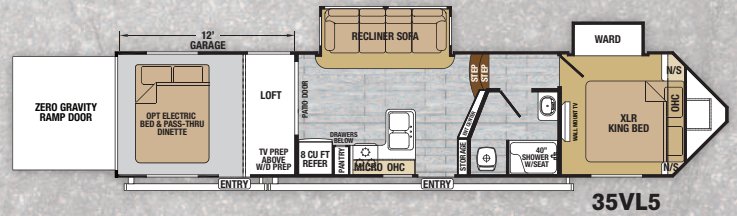
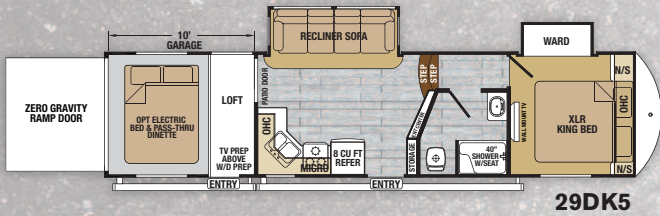


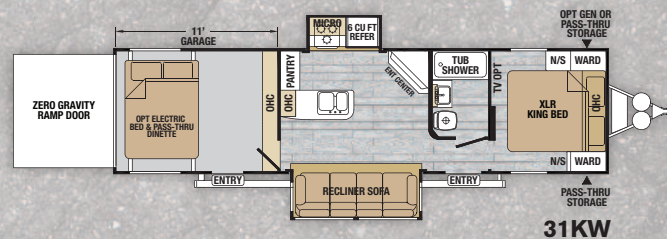
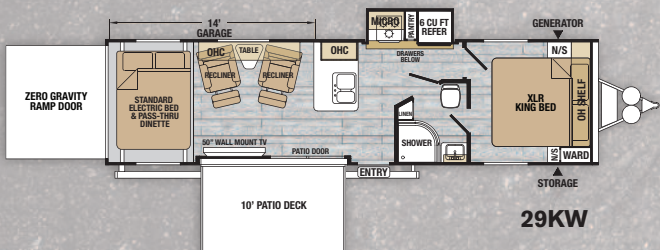
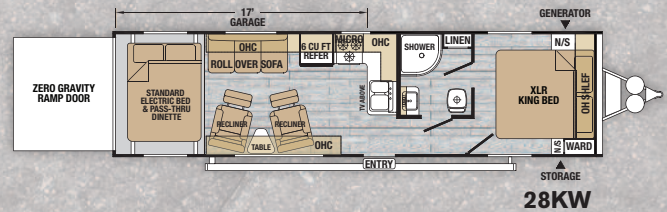
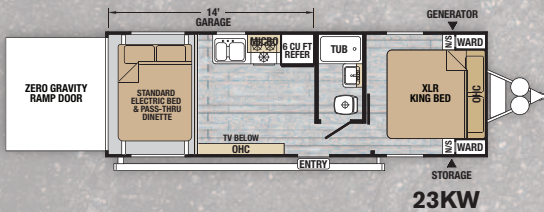
XLR NITRO



FIFTH WHEELS



TRAVEL TRAILERS



XLR NITRO

STANDARDS & OPTIONS

EXTERIOR STANDARDS

- Aluminum Framed Laminated Sidewalls
- 102" Wide Body Construction
- Powder Coated Steel I-Beam Chassis
- One Piece Rubber Roof
- Two Tone Partial Painted Front Cap (FW)
- Large Entry Assist Grab Handle
- EZ-Lube® Dexter® Axles
- Marine Grade Speakers
- Huge Tinted Safety Glass Windows
- 18K Hitch Pin (FW)
- Collapsible Exterior Ladder (FW)
- Black Tank Flush
- Full Walk-on Roof
- Rain Gutter Drip Spouts
- LED Exterior Lighting
- Nitro Filled Radial Tires
- Satellite Prep
- Hot and Cold Spray Port

INTERIOR STANDARDS

- LED Interior Lighting
- Full Height Ceilings
- Plywood Decking
- Beauflor® Birchwood Plank Flooring
- Shaker Style Cabinetry

- Full Extension Ball-Bearing Drawer Guides
- Brushed Nickel Hardware
- Stainless Steel Galley Sink
- Large LCD Living Room TV
- 35K BTU Furnace
- 12V Battery Disconnect
- Ducted A/C and Heat Throughout
- Gas/Electric Water Heater
- AM/FM/Bluetooth Soundbar (FW)
- 5,000# Steel Reinforced Tie Downs

2017 BIG AIR PACKAGE

- 13.5K Ducted A/C
- Spare Tire
- Blackout Features
- Aluminum Wheels
- Premium Graphics
- Aztec Grey Front and Rear Fiberglass
- Recliner Sofa with Heat Massage and LED Lighting (FW, 31KW)
- Upgraded Furniture (TT)
- Stainless Steel Appliances
- Electric Awning with LED Lighting
- Enclosed Underbelly
- Friction Hinge Doors
- Solar Charger Input

- Night Shades
- Hid-N-Screen
- Wainscoting in Garage
- Hidden Hinges on Cabinetry
- Shaker Style Passage Doors
- Radiant Roof/Floor/Slide out Floor/ Garage Floor/Front Insulation (R-38 @ 80°F)

2017 N.O.S. PACKAGE

- LG Solid Surface Kitchen Countertop
- Electric Stabilizer Jacks
- N.O.S. Red Light Under Entry Steps
- Rear Vision Camera Pre-wire
- Key Alike - Single Key Lock System
- MORryde Zero G Ramp Door
- MORryde CRE Suspension Enhancement System
- MaxxAir Power Roof Vent Bathroom
- 50AMP Service and Generator Storage Box
- Red LED Exterior Marine Grade Speakers

OPTIONAL EQUIPMENT

- Extreme Weather Package (Dual Pane Windows, 12V Heated Tanks)
- Off The Grid Prep (Gen Prep, Mobile Fuel Station)

- Off The Grid Pkg (5.5 Onan Gen, Gen Prep, Mobile Fuel Station)
- Power Tongue Jack
- Second Electric Awning (FW)
- Sway Command™ Sway Control
- Ground Control 3.0 Electric Leveling System (TT)
- Ground Control 3.0 Electric Leveling System (FW)
- Euro Chair - Single
- 32" Flat Screen TV
- Satellite Wiring Package
- Convection Microwave
- 11 Cu. Ft. 110V Residential Refrigerator with Inverter IPO Gas/Electric (FW)
- 15K A/C IPO 13.5K
- Second 13.5K A/C Bedroom
- Three 13.5K A/Cs with Energy Management System
- MaxxAir Power Roof Vent
- Electric Bed with Max Clearance Pass Thru Dinette (Std. 23KW, 28KW, 29KW)
- Plush Removable Cargo Carpet
- VIP Party Deck and Electric Awning
- VIP Patio Steps (FW)
- Full Body Paint Upgrade

FIFTH WHEELS

TRAVEL TRAILERS

Model	29DK5	35VL5	36TI5	36VL5	38VL5	42DS5	23KW	28KW	29KW	31KW
Hitch Weight	2545	2579	3217	2850	3125	2669	730	995	1515	1387
UWV	11553	12678	13598	12210	13979	15404	6865	8428	9256	9944
Cargo Capacity	4992	3901	3619	4640	4021	2596	2665	4567	4259	3571
Exterior Length	37' 10"	38' 5"	39' 11"	43' 11"	45' 11"	43' 11"	30' 2"	36' 9"	36' 9"	37' 5"
Exterior Height	12' 10"	12' 10"	13' 4"	13' 4"	13' 4"	13' 4"	12' 10"	12' 10"	12' 10"	12' 10"
Exterior Width	102"	102"	102"	102"	102"	102"	102"	102"	102"	102"
Fresh Water	94	94	94	94	94	94	92	85	94	94
Grey Water	80	80	80	80	80	110	50	50	60	62
Black Water	50	50	80	50	50	80	30	30	30	30

GVWR (Gross Vehicle Weight Rating) - is the maximum permissible weight of the unit when fully loaded. It includes all weights, inclusive of all fluids, cargo, optional equipment and accessories. For safety and product performance do NOT exceed the GVWR.

GAWR (Gross Axle Weight Rating) - is the maximum permissible weight, including cargo, fluids, optional equipment and accessories that can be safely supported by a combination of all axles.

UVW (Unloaded Vehicle Weight)* - is the typical weight of the unit as manufactured at the factory. It includes all weight at the unit's axle(s) and tongue or pin and LP Gas. The UVW does not include cargo, fresh potable water, additional optional equipment or dealer installed accessories.

CCC (Cargo Carrying Capacity)** - is the amount of weight available for fresh potable water, cargo, additional optional equipment and accessories. CCC is equal to GVWR minus UVW. Available CCC should accommodate fresh potable water (8.3 lbs. per gallon). Before filling the fresh water tank, empty the black and gray tanks to provide for more cargo capacity.


*Estimated Average based on standard build optional equipment. **Estimated average based on standard build optional equipment.

Each Forest River RV is weighed at the manufacturing facility prior to shipping. A label identifying the unloaded vehicle weight of the actual unit and the cargo carrying capacity is applied to every Forest River RV prior to leaving our facilities.

The load capacity of your unit is designated by weight, not by volume, so you cannot necessarily use all available space when loading your unit.

XLR Nitro by Forest River

2421 Century Drive ■ Goshen, IN 46528 ■ E-mail: XLRinfo@forestriverinc.com
Phone: 574-642-0438 ■ www.forestriverinc.com/XLR
www.forestriveraccessories.com ■ #XLRtoyhaulers



Learn More
Scan this barcode using
a QR Reader on your
smart phone to learn
more about Forest River.

