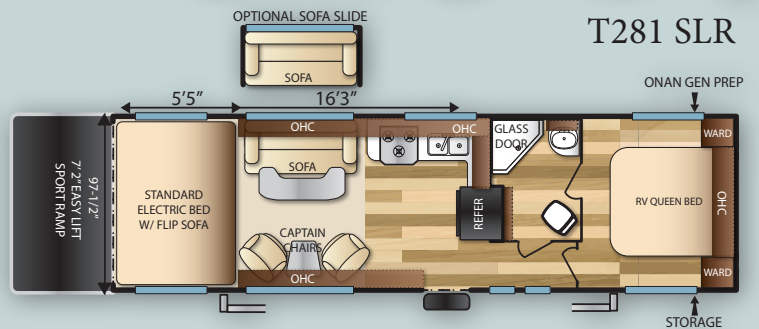
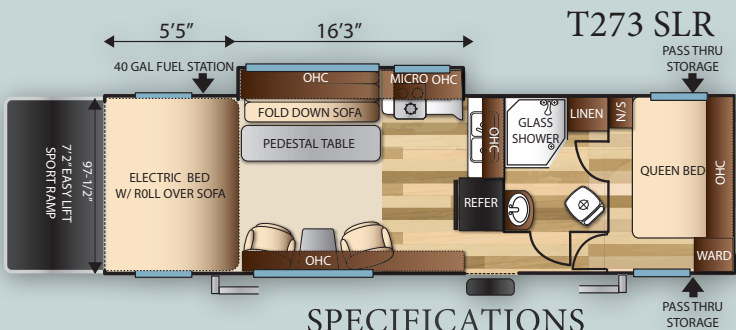
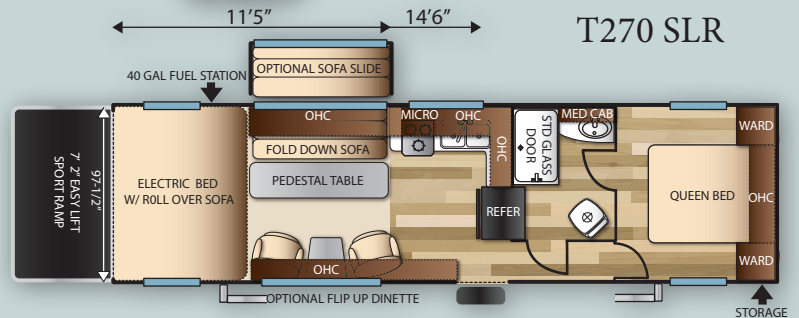
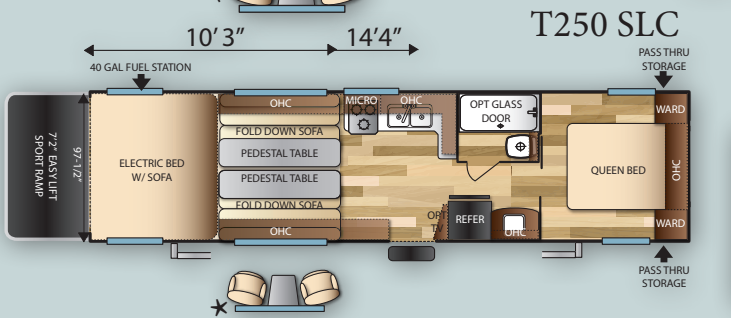
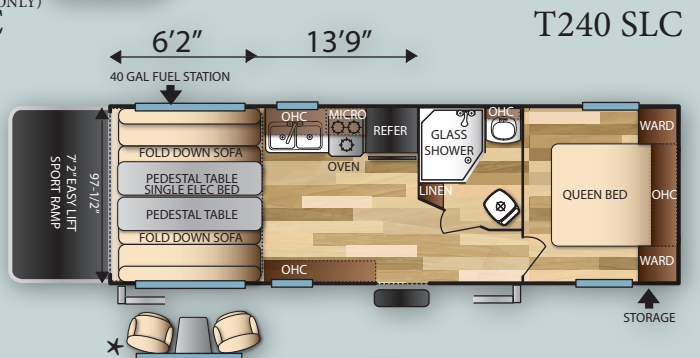
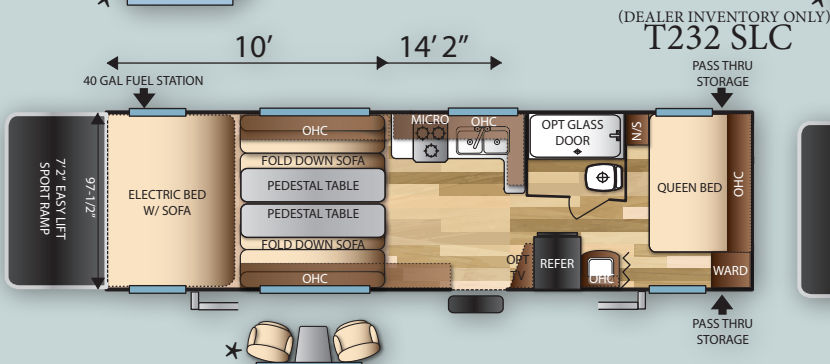
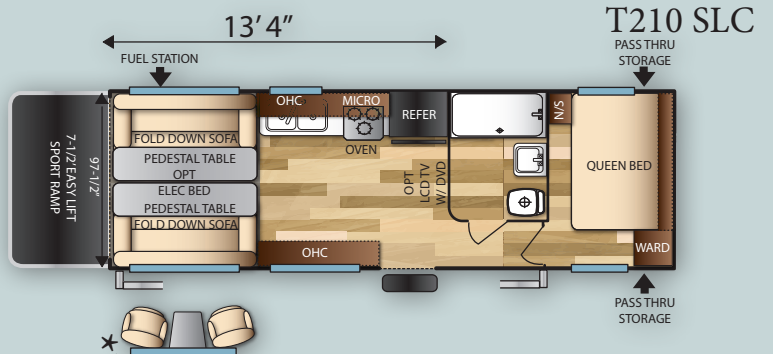
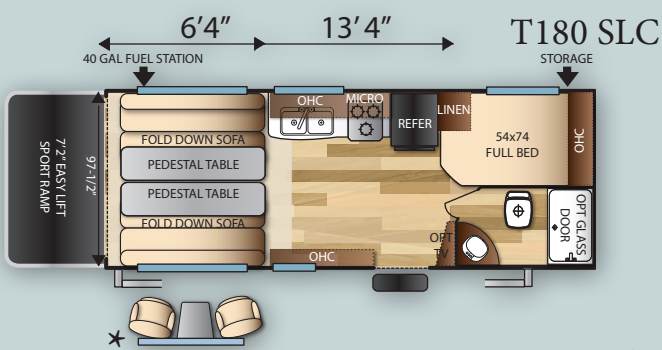
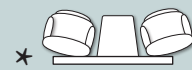


SANDSTORM



SPECIFICATIONS

Model	Hitch Weight	Total Weight	GVWR	CCC	Total Length	Total Height	Fresh Water	Grey/Black
T180	758 lbs	5,250 lbs	7,758 lbs	2,470 lbs	23' 5"	12'	106 gal	60/40 gal
T210	822 lbs	5,990 lbs	9,980 lbs	3,952 lbs	26' 11"	12'	106 gal	60/40 gal
T232	1,094 lbs	6,562 lbs	9,980 lbs	3,380 lbs	25' 1"	12'	106 gal	60/40 gal
T240	867 lbs	6,485 lbs	9,985 lbs	3,462 lbs	29' 6"	12'	106 gal	60/40 gal
T250	987 lbs	6,671 lbs	9,980 lbs	3,271 lbs	30' 3"	12'	106 gal	60/40 gal
T270	1,030 lbs	6,990 lbs	9,980 lbs	2,952 lbs	32' 5"	12'	106 gal	60/40 gal
T273	1,097 lbs	7,937 lbs	12,100 lbs	4,125 lbs	33' 5"	12' 2"	106 gal	60/40 gal
T281	1,801 lbs	7,761 lbs	13,081 lbs	5,282 lbs	34' 8"	12' 6"	106 gal	60/40 gal



OPTIONAL SWIVEL CHAIRS
W/ BAY WINDOW ON SLC MODELS



Forest River Inc.
California Division
909 873 3777

www.ForestRiverInc.com/Sandstorm

All information contained in this brochure is believed to be accurate at the time of publication. However, during the model year, it may be necessary to make revisions and Forest River, Inc. reserves the right to make all such changes without notice, including prices, colors, materials, equipment and specifications as well as the addition of new models and the discontinuance of models shown in this brochure. Therefore, please consult with your Forest River, Inc. dealer and confirm the existence of any materials, design or specifications that are material to your purchase decision.



STANDARD FEATURES:

- 102" Wide Body Construction
- 106 gal Fresh Water
- 13.5 BTU Ducted Air Conditioner
- Recessed Oven w/ Glass Range Cover
- 30# LP Bottles w/ Cover (20# on SLC)
- 30,000 BTU Furnace, Ducted Heat Throughout
- 40 gal Fuel Station Tank
- 4 Corner Stabilizer Jacks
- 7'2" Radius Ramp Door
- 8" or 10" I-Beam Powder Coated Chassis w/ Z-Outriggers
- Black Tank Flush (Opt on SLC)
- Deep Single Bowl Sink w/ 2 Covers
- Drive Up Wheel Well
- Electric Bed w/ Sofa (T232, T250, T270, & T273)
- Exterior Marine Grade Speakers
- EZ Lube Axles & Self Adjusting Brakes
- Family Message Center w/ Electronic Charging Stations (Bedroom + Living Room)
- Full Extension Metal Drawer Guides
- Fully Insulated 2" Floor w/ 5/8" Tongue & Groove Marine Decking
- Generator Prep (SLC)
- Built In Generator (SLR)
- Microwave w/ Carousel
- Oversized Kitchen Window
- Power Awning (SLR Models)
- Single Electric Bed (T240 SLC) (OPT T210)

POPULAR OPTIONAL EQUIPMENT:

- 15k BTU Air Conditioner
- 200W Solar Panel & LED Light Pkg
- Additional 60 gal Fresh Water (NA T180, T210)
- Tankless Water Heater
- Aluminum Wheels (4)
- Built In Onan Generator (STD on SLR)
- Carpet Kit
- Pleated Window Shades
- Glass Shower (18'-25' Models, STD on T240, & T273SLR)
- Flipped Axles
- Kicker Audio Sound System
- Living Room LED TV
- Power Tongue Jack
- Retractable Roof Ladder
- Stainless Steel Appearance Appliance Pkg
- Swivel Chairs w/ Bay Window (SLC)
- Toy Lok Security System
- Water Filter System
- Water Heater By Pass
- LG Solid Surface Countertops
- "Power Saver" Interior LED Lights
- Ramp Door Patio Cable Kit
- Ramp Door Playpen
- Keyless Main Entry Door
- Omni-Directional TV Antenna

Available at your Local Sandstorm Dealer:

G-Series Package SLC:

- Aluma Wall Fiberglass Exterior
- Kicker Audio Sound System
- Day / Night Shades
- Power Awning

G-Series Package SLR:

- Aluma Wall Fiberglass Exterior
- Kicker Audio Sound System
- Pleated Window Shades
- Fender Skirts
- Radius Auto Mold
- Stainless Steel Package

Arctic Package:

- Added Reflex Foil Insulation in Roofs and Floors (R-38)
- Insulated & Enclosed Tanks
- 12V Heat Strips
- R-7 Insulation Throughout