

VENGEANCE



WHY BUY ANYTHING ELSE...



314A12
KITCHEN



314A12
BEDROOM



314A12
GARAGE





295A18
BATHROOM



295A18
GARAGE




IN A CLASS OF ITS OWN.

FLOORPLANS THAT FIT YOUR NEEDS & FEATURES THAT YOU WANT.

VALUE THAT CAN'T BE BEAT.


25V
GALLEY



31V
LIVING AREA



25V
GARAGE



VENGEANCE CONSTRUCTION

QUALITY BUILT EVERY TIME.

- 1 Power awning w/ LED strip lighting
- 2 Full walk-on roof
- 3 13,500 BTU A/C
- 4 2x2 Wood wall studs averaging 12" on center
- 5 5x2 Slide out headers (slide out models only)
- 6 Tuff ply cargo flooring in garage
- 7 6,000 lb. Axles (FW Only)
- 8 5,200 lb Axles (TT Only)
- 9 Aluminum Rims

- 10 Radial Tires
- 11 Fender Skirts
- 12 Steel I-Beam chassis
- 13 Fluted polypropylene enclosed underbelly
- 14 Baton insulation layer in underbelly
- 15 Polyethylene subfloor wrap
- 16 Baton insulation layer in floor
- 17 2x3 Wood floor joists averaging 12" on center
- 18 Tongue in groove plywood floor

- 19 9" Triple entry steps
- 20 Electric front landing gear (FW Only)
- 21 Stabilizer jacks (TT Only)
- 22 One piece PVC roof material
- 23 3/8" Roof decking
- 24 Baton insulation layer
- 25 5" Bowed wood truss rafters
- 26 Aluminum A/C Ducting

- 27 Aluminum Siding Std.
(Gel Coat Fiberglass Optional)
- 28 102" Wide body
- 29 Painted Fiberglass Front Cap (FW Only)
- 30 Smooth metal radius front (TT Only)
- 31 Diamond plate rock guard (TT Only)
- 32 LP Bottle Cover (TT Only)

VENGEANCE FIFTH WHEEL STANDARDS & OPTIONS



MODEL:
295A18

EXTERIOR LENGTH: **33'4"**
SHIP WEIGHT: **8,997 LBS**
HITCH WEIGHT: **2,084 LBS**

QUEEN BED



MODEL:
311A13

EXTERIOR LENGTH: **38'4"**
SHIP WEIGHT: **10,258 LBS**
HITCH WEIGHT: **2,317 LBS**

SLEEPS 8



MODEL:
314A12

EXTERIOR LENGTH: **39'2"**
SHIP WEIGHT: **10,879 LBS**
HITCH WEIGHT: **2,466 LBS**

BATH & 1/2

EXTERIOR FEATURES

- 102" Wide Body
- Z1 Power Awning w/LED Lights
- Aerodynamic Painted Fiberglass Front Cap
- Triple Entry Step
- Electric Front Landing Gear
- Ultrabright LED Scare Light
- Sony Marine Grade Exterior Speakers
- Enclosed Underbelly
- 5/8" Tongue & Groove Plywood Flooring
- Central Docking Station w/Outside Shower
- Exterior Cable Outlet w/ TV Bracket
- Extra Large Swing Arm Grab Handle on Main Entry
- Black Tank Flush
- Outside Storage (N/A 295A18)
- Full Walk-on Crowned Roof
- Rain Gutters w/Extended Drip Spouts
- Two (2) 30lb. LP Bottles
- Easy Access Spare Tire
- 6,000 lb. Ultra Lube Axles
- PVC (poly vinyl chloride) Roof Material
- Powder Coated Frames
- 8' Ramp Door
- Aluminum Rims
- Solar Prep
- Radial Tires
- RAM Air Cargo Ventilation System
- Detachable Power Cord
- INTERIOR FEATURES
- Half Time Convection Microwave Oven
- Flush Mount Triple Burner Stove Top w/Glass Cover
- Residential Wood Blinds in Living Room
- Ultra Durable Lino Flooring
- Upgraded Seamless Counter Tops
- Bluetooth AM/FM Stereo w/Interior Speakers
- LED Interior Accent Lighting
- LED Lighting Throughout
- Friction Hinge Entry Doors

11 Cubic Foot Residential Refrigerator

- Large Deep Basin Sink
- Pull Down Kitchen Faucet
- Kitchen Drawers w/Ball Bearing Drawer Guides
- LED Backlit Light Switches
- Flat Screen TV
- Satellite Ready
- 13,500 BTU Ducted A/C
- Beaver Tail Ramp to Floor Transition
- 2,500 lb. Tie Downs
- Vapor Barrier Garage Doors (N/A 295A18)
- Garage TV Hook-Up
- Blackout Snap On Window Covers in Garage
- Free Standing Folding Table in Garage
- 5" Diamond Plate Base Board in Garage
- Tuff-ply Cargo Floor
- Bedroom TV Hook-Up
- Pleated Bedroom Shades
- His and Hers Nightstands w/Outlets
- Underbed Storage w/Lift Struts
- 60x74 Queen Bed
- NeoAngle Shower w/Surround
- Skylight Above Shower
- Medicine Cabinet
- Removable Shower Head
- Powered Ventilation Fan
- Foot Flush Toilet
- Large Bathroom Sink
- Battery Quick Disconnect
- 6 gallon Gas/Electric DSI Water Heater
- 35,000 BTU Furnace
- 30 Amp Service
- Fire Extinguisher
- Smoke Detector
- LP Gas Detector
- Carbon Monoxide Detector
- Safety Glass Windows

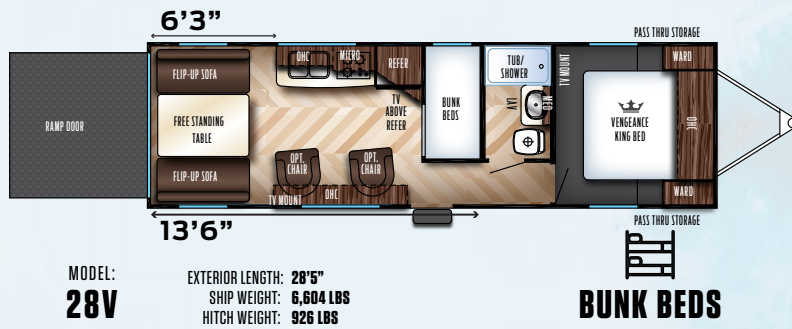
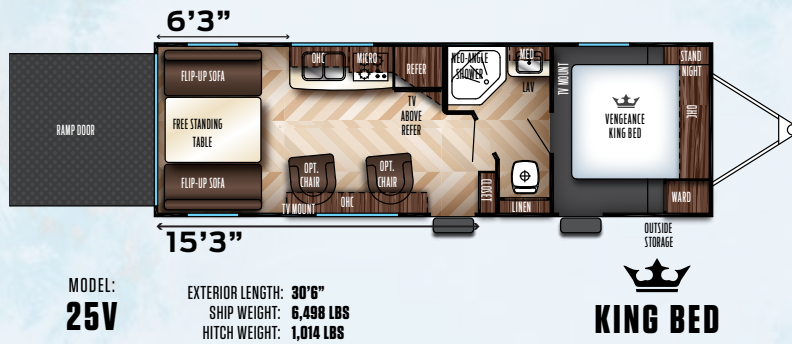
VENGEANCE SS PLATINUM PACKAGE

- (Not all items available on all models)
- 100% LED Interior Lighting with Accents
- Back Up Camera Ready
- Bluetooth Stereo
- Detachable Coil Spray Hose
- Friction Hinge Door
- LED Exterior Accent Lighting
- LED Lighted Awning
- Multiple USB Charging Ports
- Ramp Door Patio System
- LED Rear Loading Lights
- Screen Wall/Tent Wall

OPTIONS

- Gel Coat Side Walls
- Onan 4.0 Generator (N/A w/50 Amp Service)
- 5.5 Onan Generator (Must have 50 Amp Service)
- 50 Amp Service
- 2nd A/C (Must have 50 Amp Service)
- 1000W Inverter with Transfer Panel
- 15K Air Conditioner
- 30 Gallon Fuel Station and Gen Prep
- 58" Steel Roll Over Sofa Door Side (295A18)
- 58" Steel Roll Over Sofa Off Door Side (295A18)
- 8 Cubic Foot RV Refrigerator w/Refer Front
- Alumifoil Insulation
- Fifth Wheel Electric Stabilizer Jacks (Rear)
- Glass Shower Enclosure
- Happijac Bed Lift-Top Bed with bottom bed couch combo
- Euro Recliner Black Leather
- Ultracold Heated Holding Tank Pads

VENGEANCE TRAVEL TRAILER STANDARDS & OPTIONS



EXTERIOR FEATURES

- Triple Entry Step
- 102" Wide Body
- 21' Power Awning w/LED Lights
- Ultrabright LED Scare Light
- Sony Marine Grade Exterior Speakers
- Dual Battery & Portable Generator Rack on Hitch
- Enclosed Underbelly
- 5/8" Tongue & Groove Plywood Flooring
- Central Docking Station w/Outside Shower
- Exterior Cable Outlet w/ TV Bracket
- Extra Large Swing Arm Grab Handle on Main Entry
- Black Tank Flush
- Aerodynamic Full Radius Front Design
- Diamond Plate Guard on Front
- Full Walk-on Crowned Rubber Roof
- Rain Gutters w/Extended Drip Spouts
- Two (2) 20lb. LP Bottles w/ Cover
- Easy Access Spare Tire
- 5,200 lb. Ultra Lube Axles
- PVC (poly vinyl chloride) Roof Material
- Powder Coated Frames
- 7" Ramp Door
- Aluminum Rims
- Solar Prep
- Radial Tires
- RAM Air Cargo Ventilation System

INTERIOR FEATURES

- Ultra Durable Lino Flooring
- Half Time Convection Microwave Oven
- Flush Mount Triple Burner Stove Top w/Glass Cover
- Residential Wood Blinds in Living Room
- Upgraded Seamless Counter Tops
- Bluetooth AM/FM Stereo w/Interior Speakers
- LED Interior Accent Lighting

LED Lighting Throughout

- Friction Hinge Entry Doors
- 8. Cu. Ft. Gas/Electric Refrigerator
- Large Deep Basin Sink
- Pull Down Kitchen Faucet
- Kitchen Drawers w/Ball Bearing Drawer Guides
- LED Backlit Light Switches
- 83" Slide Out Height
- Flat Screen TV
- Satellite Ready
- 13,500 BTU Ducted A/C
- Beaver Tail Ramp to Floor Transition
- 2,500 lb. Tie Downs
- Vapor Barrier Garage Doors (N/A 25V & 28V)
- Garage TV Hook-Up
- Blackout Snap On Window Covers in Garage
- Free Standing Folding Table in Garage
- Heat Vents to Garage
- 5" Diamond Plate Base Board in Garage
- Tuff-ply Cargo Floor
- Bedroom TV Hook-Up
- Pleated Bedroom Shades
- His and Hers Nightstands w/Outlets
- Underbed Storage w/Lift Struts
- 66x74 Vengeance King Bed
- NeoAngle Shower w/Surround (Tub/Shower on & 28V)
- Foot Flush Toilet
- Powered Ventilation Fan
- Skylight Above Shower
- Medicine Cabinet
- Removable Shower Head
- Large Bathroom Sink
- Battery Quick Disconnect
- 6 gallon Gas/Electric DSI Water Heater
- 35,000 BTU Furnace

30 Amp Service

- 55 Amp Converter
- Fire Extinguisher
- Smoke Detector
- LP Gas Detector
- Carbon Monoxide Detector
- Safety Glass Windows

VENGEANCE SS PLATINUM PACKAGE

- (Not all items available on all models)
- 100% LED Interior Lighting with Accents
- Back Up Camera Ready
- Bluetooth Stereo
- Detachable Coil Spray Hose
- Friction Hinge Door
- LED Exterior Accent Lighting
- LED Lighted Awning
- LED Rear Loading Lights
- Multiple USB Charging Stations
- Ramp Door Patio System
- Screen Wall/Tent Wall

OPTIONS

- Gel Coat Side Walls
- 30 Gallon Fuel Tank w/Pump Station
- Alumifoil Insulation
- Glass Shower Enclosure (NA 28V)
- Happijac Bed Lift-Top Bed with bottom bed couch combo
- Power Tongue Jack
- Raised Panel Wood Refer Front
- Euro Recliner Black Leather
- Ultracold Heated Holding Tank Pads
- Upgraded Steel Framed Roll Over Garage Sofas



PRE-DELIVERY INSPECTION FACILITY

20,000 square feet of quality assurance. The bare essentials for a premium product. This state-of-the-art facility gives immediate daily feedback to production for quality assurance in every unit built.

24/7 EMERGENCY ROADSIDE ASSISTANCE

For a worry-free ownership experience Forest River includes one

year of Coach-Net RV Technical & Roadside Assistance with each RV purchase. Whether new to the RV lifestyle or an experienced RV enthusiast, Forest River owners have 24/7 access to technical, operational and emergency road service coverage throughout the US & Canada. Coach-Net's fast, dependable service is just a phone call away.

Coach-Net®
RV Technical & Roadside Assistance

CUSTOMER SATISFACTION



www.ForestRiverBuyLocal.com

All information contained in this brochure is believed to be accurate at the time of publication. However, during the model year, it may be necessary to make revisions and Forest River, Inc., reserves the right to make all such changes without notice, including prices, colors, materials, equipment and specifications as well as the addition of new models and the discontinuance of models shown in this brochure. Therefore, please consult with your Forest River, Inc., dealer and confirm the existence of any materials, design or specifications that are material to your purchase decision. Litho. U.S.A. FOR 1356 P / W: 2016.12.28

VENGEANCE FIFTH WHEEL AND TRAVEL TRAILER SPECIFICATIONS

	FIFTH WHEELS			TRAVEL TRAILERS			
	295A18	311A13	314A12	25V	28V	29V	31V
Dry Hitch Weight	2084-lbs.	2317-lbs.	2466-lbs.	1014-lbs.	926-lbs.	1210-lbs.	1250-lbs.
Unloaded Vehicle Weight	8997-lbs.	10258-lbs.	10879-lbs.	6498-lbs.	6604-lbs.	7789-lbs.	8484-lbs.
Axle Weight	6875-lbs.	7903-lbs.	8375-lbs.	5446-lbs.	5640-lbs.	6541-lbs.	7196-lbs.
GVWR w/Brakes	12996-lbs.	14257-lbs.	14466-lbs.	9985-lbs.	9985-lbs.	11370-lbs.	11410-lbs.
Cargo Carrying Capacity	3999-lbs.	3999-lbs.	3587-lbs.	3487-lbs.	3381-lbs.	3581-lbs.	2926-lbs.
Exterior Length	33'-4"	38'-4"	39'-2"	30' 6"	28'-5"	34'-6"	37'-1"
Exterior Height w/ AC	13'-4"	13'-4"	13'-4"	12'-1"	12'-1"	12'-1"	12' 4"
Exterior Width	102"	102"	102"	102"	102"	102"	102"
Grey Capacity	38-Gal.	38-Gal.	38-Gal.	38-gal	38-gal	38-gal	38-gal
Black Capacity	38-Gal.	38-Gal.	76-Gal.	38-gal	38-gal	38-gal	38-gal
Fresh Capacity	100-Gal.	100-Gal.	100-Gal.	50 gal	50 gal	50 gal	50 gal
Awning Size	21'	21'	21'	21'	21'	21'	21'
Cargo Area Size-Off DS	128"	158"	144"	76"	75"	126"	120"
Cargo Area Size-DS	225"	158"	144"	184"	162"	108"	120"



Learn More
Scan this barcode using a QR Reader on your smart phone to learn more about Forest River.



A Berkshire Hathaway company.

YOUR VENGEANCE DEALER

Specification Definitions

GVWR (Gross Vehicle Weight Rating) - is the maximum permissible weight of the unit when fully loaded. It includes all weights, inclusive of all fluids, cargo, optional equipment and accessories. For safety and product performance do NOT exceed the GVWR.

GAWR (Gross Axle Weight Rating) - is the maximum permissible weight, including cargo, fluids, optional equipment and accessories that can be safely supported by a combination of all axles.

UVW (Unloaded Vehicle Weight)** - is the typical weight of the unit as manufactured at the factory. It includes all weight at the unit's axle(s) and tongue or pin and LP Gas. The UVW does not include cargo, fresh potable water, additional optional equipment or dealer installed accessories.

*Estimated average based on standard build optional equipment.

CCC (Cargo Carrying Capacity)** - is the amount of weight available for fresh potable water, cargo, additional optional equipment and accessories. CCC is equal to GVWR minus UVW. Available CCC should accommodate fresh potable water (8.3 lbs per gallon). Before filling the fresh water tank, empty the black and

gray tanks to provide for more cargo capacity.

** Estimated average based on standard build optional equipment

Each Forest River RV is weighed at the manufacturing facility prior to shipping. A label identifying the unloaded vehicle weight of the actual unit and the cargo carrying capacity is applied to every Forest River RV prior to leaving our facilities.

The load capacity of your unit is designated by weight, not by volume, so you cannot necessarily use all available space when loading your unit.