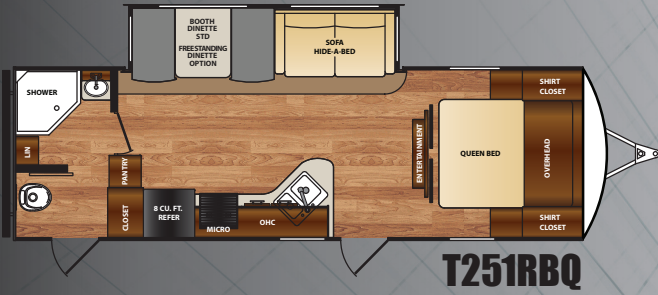




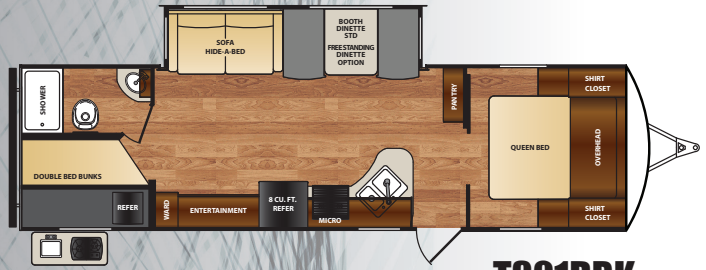
# Wildcat

AFFORDABLE LUXURY

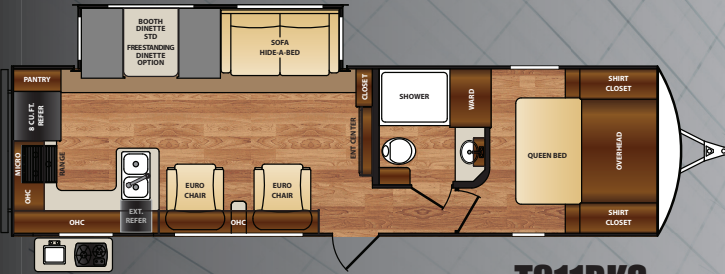
## TRAVEL TRAILERS



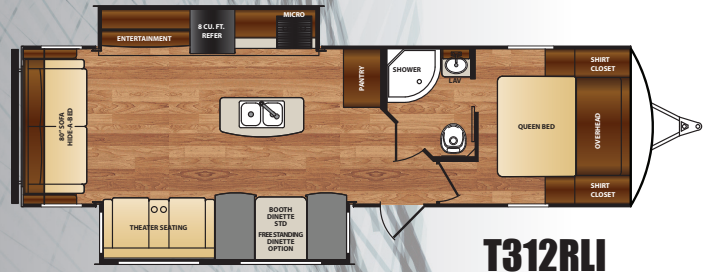
**T251RBQ**



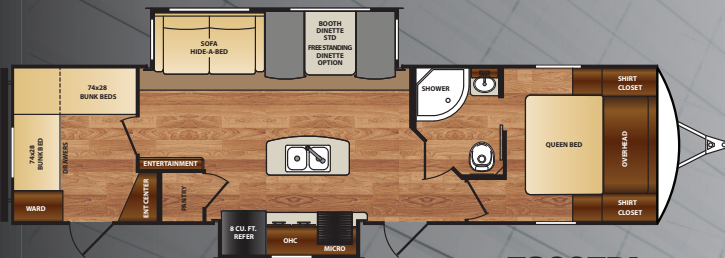
**T301DBK**



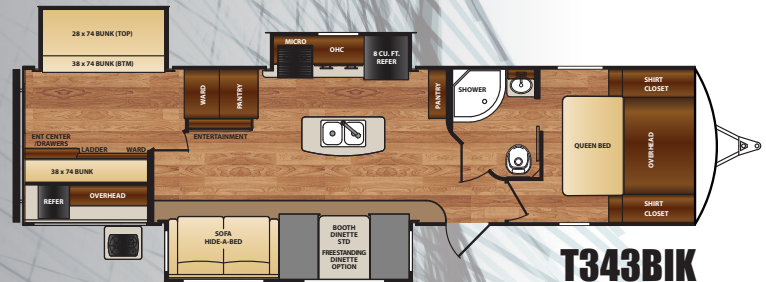
**T311RKS**



**T312RLI**



**T322TBI**



**T343BIK**

MODEL	T251RBQ	T301DBK	T311RKS	T312RLI	T322TBI	T343BIK
Length	TBD	TBD	34' 0"	34' 0"	36' 1"	37' 5"
Height	TBD	TBD	11' 0"	11' 2"	11' 0"	11' 4"
UVW	TBD	TBD	6,735	7,064	7,094	8,226
Hitch Weight	TBD	TBD	730	880	850	828
CCC	TBD	TBD	2,795	2,616	2,556	3,002
Main Awning	TBD	TBD	19'	8' / 11' 6"	19'	8' / 11' 6"
Fresh Water	TBD	TBD	48	48	48	48
Gray Water	TBD	TBD	64	64	64	94
Black Water	TBD	TBD	30	30	30	30

<b>CONSTRUCTION</b>	• City Water Fill and Fresh Tank Fill	Extra Large 40" LED Television
Heavy Duty I-Beam Chassis	Digital Compatible Roof Mounted Antenna	AM/FM Radio With DVD and Bluetooth
Enclosed and Heated Underbelly	15" Aluminum Wheels	LED Lighting In Ceiling
Heated Holding Tanks	Heavy Duty 15" E Load Tires	LED Lighting Fixtures
<b>AlumaCat Construction Featuring:</b>	Spare Tire	Premium Dinette Booth With Dual Storage Doors
• Laminated, Aluminum Framed Floors	Spare Tire Cover	Designer Lambrequins / Residential Side Curtains
• Laminated, Aluminum Framed Sidewalls	Heavy Duty 5000 LB. Front & Rear Jacks	Easy Access Master Control Panel
• Laminated, Aluminum Framed Rear Wall	Two Tone Automotive Painted Fiberglass Cap	<b>KITCHEN STANDARDS</b>
• Laminated, Aluminum Framed Slide Walls & Roof	LED Light Strip In Front Cap	Extra Large Kitchen Countertops
<b>R-52* Floor Insulation Consisting of:</b>	Two Tone Metal Wrap	Large, Double Bowl Stainless Steel Sink
• R-14 Fiberglass Insulation In Floor	<b>APPLIANCES / EQUIPMENT</b>	Dual Sink Covers
• R-38 Radiant Foil Insulation	15,000 BTU Air Conditioner	Hi Rise Faucet With Pull Out Sprayer
R-14 Sidewall Insulation	30,000 BTU Hi Capacity Gas Furnace	Large, Pot & Pan Drawer Under Stove
<b>R-52* Roof Insulation Consisting of:</b>	3 Burner Stainless Range With Large Oven	Wildcat Welcome Light (Island Models)
• R-14 Fiberglass Insulation In Roof	Flush Mount Range Installation With Glass Cover	<b>MASTER BATH STANDARDS</b>
• R-38 Radiant Foil Insulation In Roof	8 Cubic Foot Double Door Refrigerator	King Sized Shower
Cream High Gloss Gel Coat Fiberglass Walls	Cherry Raised Panel Refer Insert	Glass Shower Enclosure
5" Truss Rafters on 16" Centers	<b>6 Gallon Gas/Electric Water Heater Featuring:</b>	14X22 Skylight Over Shower
3/8" Walk-On Roof Decking	• Direct Spark Ignition & 18 Gallon/Hour Recovery	Power Vent Fan
<b>One Piece TPO Roof Membrane</b>	Hi Capacity Water Pump	Porcelain Toilet With Foot Flush
• 12 Year Warranty	Stainless Steel Microwave	Large Bathroom Sink
• Maintenance Free Performance	50 AMP Service	Medicine Cabinet with Mirror
• Reduced Sidewall Streaking	Prep For 2nd AC in Bedroom	<b>MASTER BEDROOM STANDARDS</b>
<b>EXTERIOR STANDARDS</b>	Detachable Power Cord	Upgraded Queen Mattress
Heavy Duty Axles With EZ Lube Greasable Hubs	EZ Electric Awning With LED Light Strip	Extra Large Under Bed Storage
EZ Tow Wide Stance Suspension	48 Gallon Fresh Water Capacity	Residential Bed Comforter
Sway Command Prep Package	64 Gallon Gray Water Capacity (343BIK = 94 Gallons)	Designer Headboard
Color Coordinated Fender Skirt	30 Gallon Black Water Capacity	Designer Window Treatment
Extra Large Pass Thru Baggage Doors	<b>INTERIOR STANDARDS</b>	Large Overhead Storage Cabinets
Extended Drip Spouts on Gutters	<b>Solid Cherry Cabinet Doors Featuring:</b>	Extra Tall Shirt Closets With Storage Drawers
Edge Protected Windows With Heavy Tint	• Raised Panel Inserts	<b>WILDCAT CARES</b>
DOT Approved Safety Glass	• Real Cherry Hardwood	FREE Coach-Net Emergency Roadside Assistance
Dual 30# LP Bottles	• Residential Glazing	Forest River Owner's Group (FROG) Membership
Outside Stereo Speakers & Television Connection	• Mortise and Tennon Joint Construction	CO Detector
Folding Grab Handle	• Expansion Joints	LP Detector
Hi Rise Triple Entry Step	• Oversized Door Handles	Fire Extinguisher
Radius Entry Door With Window	<b>Solid Wood Core Cabinets Featuring:</b>	Propane Alarm
<b>Universal Docking Center consisting of:</b>	• Pre-Drilled and Screwed Assembly	Smoke Alarm
• Outside Shower With 15' Flex Hose	Ball Bearing Extended Drawer Glides	Sway Command Prep Package
• EZ Winterization Hose and Switches	Upgraded Residential Carpeting	Heavy Duty 15" E Load Tires
• EZ Water Heater By-Pass	Premium Vinyl Flooring	<b>OPTIONS</b>
• Cable Connections	Pleated Shades	Free Standing Dinette With Four Storage Chairs
• Satellite Connections	Premium Residential Hide-A-Bed Sofa	
• Black Tank Flush	Premium Residential Theatre Seat (Some Models)	
• Battery Disconnect	Premium Residential Euro-Recliners (Some Models)	

\*R-Values calculated at 80° ambient temperature.

**UVW (Unloaded Vehicle Weight)** is the typical weight of the unit as manufactured at the factory. It includes all weight at the unit's axle(s) and tongue or pin and LP Gas. The UVW does not include cargo, fresh potable water, additional optional equipment or dealer installed accessories. \*Estimated Average based on standard build optional equipment.

**CCC (Cargo Carrying Capacity)** is the amount of weight available for fresh potable water, cargo, additional optional equipment and accessories. CCC is equal to GVWR minus UVW. Available CCC should accommodate fresh potable water (8.3 lbs per gallon). Before filling the fresh water tank, empty the black and gray tanks to provide for more cargo capacity. Estimated average based on standard build optional equipment.

**GVWR (Gross Vehicle Weight Rating)** is the maximum permissible weight of the unit when fully loaded. It includes all weights, inclusive of all fluids, cargo, optional equipment and accessories. For safety and product performance do NOT exceed the GVWR.

**GAWR (Gross Axle Weight Rating)** is the maximum permissible weight, including cargo, fluids, optional equipment and accessories that can be safely supported by a combination of all axles.

Each Forest River RV is weighed at the manufacturing facility prior to shipping. A label identifying the unloaded vehicle weight of the actual unit and the cargo carrying capacity is applied to every Forest River RV prior to leaving our facilities. The load capacity of your unit is designated by weight, not by volume, so you cannot necessarily use all available space when loading your unit.

