

# FACTORY SELECT 195BH

FAMILY FRIENDLY LIGHT WEIGHT BUNKHOUSE



(Interior colors will vary from those shown above.)

## YOUR SEARCH IS OVER WITH THE X-LITE FACTORY SELECT EDITION FROM WILDWOOD

Welcome to the Wildwood X-Lite Factory Select Edition (FS), stretching space beyond any in its class. If you are looking for a light weight trailer, then the FS Edition is perfect for that spontaneous camping trip with your family. You can get rid of that old canvas tent and begin making memories you can share for a lifetime in your new Factory Select travel trailer by Wildwood.

BUILT IN LIMITED QUANTITIES - DON'T MISS YOUR OPPORTUNITY!

CHECK OUT THE VALUE, THEN CHECK OUT THE PRICE.

## STANDARDS & OPTIONS

### STANDARD FEATURES

- 8' WIDE
- FULL INTERIOR STAND UP HEIGHT
- 13.5K BTU ROOF AIR CONDITIONER
- 3.2 CUFT ELECTRIC REFER
- KITCHEN DRAWER W/ BALL BEARING GLIDES
- MICROWAVE
- 12' AWNING
- 6 GAL GAS DSI WATER HEATER
- WALK ON ROOF
- 2 BURNER COOK TOP
- 34 GAL FRESH WATER CAPACITY

- 20 LB LP BOTTLE
- AUTOMATIC IGNITION FURNACE
- MINI-BLINDS
- WATER HEATER BY-PASS
- LARGE, OPERABLE WINDOWS
- MONITOR PANEL
- RADIAL TIRES
- SUPER LUBE AXLES

### AVAILABLE OPTIONS

- STABILIZER JACKS
- SPARE TIRE & CARRIER
- SINGLE DOOR 3.2 CUFT RV REFER G/E
- SKYLIGHT OVER TUB
- TV ANTENNA W/ BOOSTER
- DVD/MP3/CD/FM STEREO
- 6 CU FT REFER (172BH ONLY)



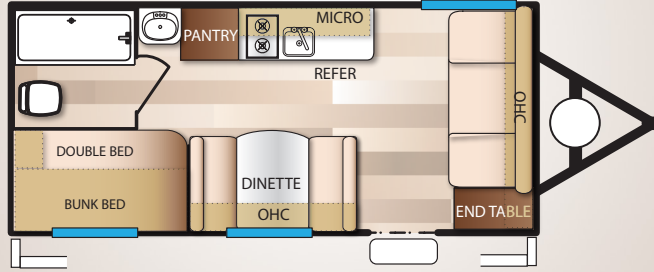
X-LITE FACTORY SELECT EDITION BY WILDWOOD  
**FLOORPLANS & SPECS**

MANUFACTURED BY FOREST RIVER INC.



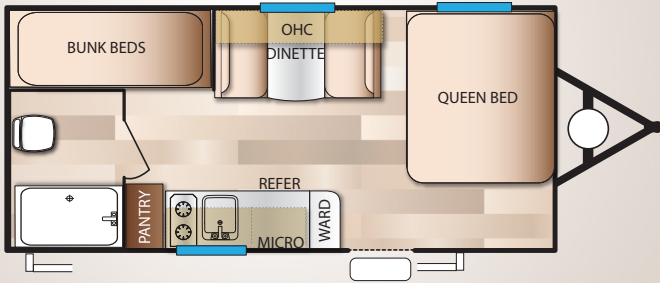
# 172BH

DRY WEIGHT: 3,600 LBS.



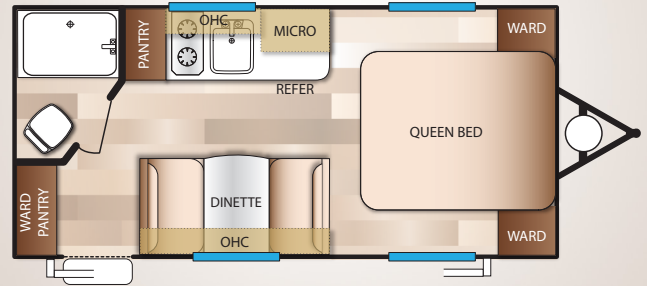
# 195BH

DRY WEIGHT: 3,003 LBS.



# 195RB

DRY WEIGHT: 3,334 LBS.



## THE PERFECT LIGHT WEIGHT TRAVEL TRAILER

The Wildwood X-Lite Factory Select Edition offers three versatile floorplans that meet any of your camping needs. Built with different family sizes in mind, the FS Edition floorplans can accommodate varied camping styles with the ease of a tow friendly travel trailer. Discover the outdoors in a whole new way with the X-Lite Factory Select Edition by Wildwood.

BUILT IN LIMITED QUANTITIES - DON'T MISS YOUR OPPORTUNITY!

	172BH	195BH	195RB
<b>HITCH WEIGHT</b>	441 lbs.	400 lbs.	399 lbs.
<b>UVW</b>	3,600 lbs.	3,003 lbs.	3,334 lbs.
<b>GVWR</b>	7,441 lbs.	3,903 lbs.	4,399 lbs.
<b>CCC</b>	3,841 lbs.	900 lbs.	1,065 lbs.
<b>EXTERIOR LENGTH</b>	21' 10"	21' 4"	21' 4"
<b>EXTERIOR HEIGHT</b>	10'	9' 8"	9' 8"
<b>EXTERIOR WIDTH</b>	96"	96"	96"
<b>FRESH WATER</b>	34 gal	34 gal	34 gal
<b>GREY WATER</b>	28 gal	25 gal	28 gal
<b>BLACK WATER</b>	30 gal	25 gal	30 gal
<b>AWNING SIZE</b>	12'	12'	12'

YOUR LOCAL FACTORY SELECT DEALER

All information contained in this brochure is believed to be accurate at the time of publication. However, during the model year, it may be necessary to make revisions and Forest River, Inc., reserves the right to make all such changes without notice, including prices, colors, materials, equipment and specifications as well as the addition of new models and the discontinuance of models shown in this brochure. Therefore, please consult with your Forest River, Inc., dealer and confirm the existence of any materials, design or specifications that are material to your purchase decision. CONSULT YOUR LOCAL DEALER FOR WARRANTY INFORMATION. Forest River, Inc. 920 W. Mayberry Ave., Hemet, CA 92543.  
[www.forestriverinc.com/wildwood](http://www.forestriverinc.com/wildwood) | [www.forestriveraccessories.com](http://www.forestriveraccessories.com)