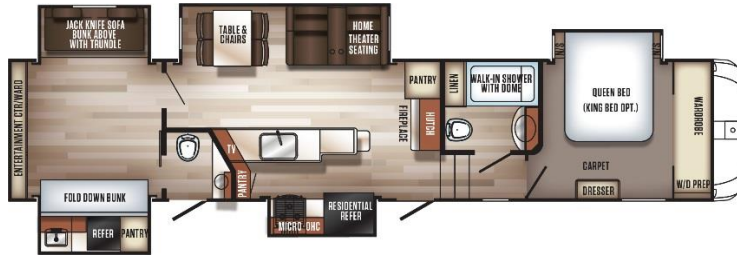


SABRE



36FRP

UVW	CCC	HITCH	LENGTH	HEIGHT	FRESH	WASTE	GREY	LP
12483	1829	1867	41' 6"	12' 7"	49	84	126	40



SABRE "SWEET 16" FEATURES

TRUE-SHEEN HIGH GLOSS



SOLAR PREP/BACK UP CAMERA PREP



FRICTION HINGE ENTRY




50AMP SVC. WITH PREP FOR 2ND AC



TIRE PRESSURE MONITORS



GEN III AUTO LEVEL



EZ-STOW REAR RACK




LED LIGHTING (INT. AND EXT.)



COLOSSAL CAMPER FRIDGE



HEATED/ENCLOSED GATE VALVES & UNDERBELLY



SEAMLESS COUNTERTOPS



CINEMAX SEATING



USB CHARGING PORTS



SOFT PULL ROLLER SHADES



FIREPLACE WITH REMOTE



VERSA-BED SLEEP SYSTEM



OTHER STANDOUT COMPARABLES FOUND IN EVERY SABRE...

- ✓ KLEER-VIEW BACKLIT MED CABINET
- ✓ ENHANCED KITCHEN LIGHTING
- ✓ ALL STAINLESS STEEL APPLIANCES
- ✓ PORCELAIN STOOL WITH WATER JET
- ✓ 35,000 BTU FURNACE
- ✓ SINGLE BOWL STAINLESS KIT. SINK
- ✓ HIGH RISE SPRING SPOUT KIT. FAUCET
- ✓ 40" CEILING FAN
- ✓ 6'-3" MAIN SLIDE HEIGHT
- ✓ INTERIOR LED UPLIGHTING
- ✓ UNIVERSAL DOCKING CENTER
- ✓ 1000W PURE-SINE POWER INVERTER
- ✓ DUAL BATTERY BOX AND DISCONNECT
- ✓ EXT. ENT. JACKS IN BASEMENT
- ✓ OUTSIDE REFRIGERATOR



facebook.com/SabreRV



facebook.com/SabreRV