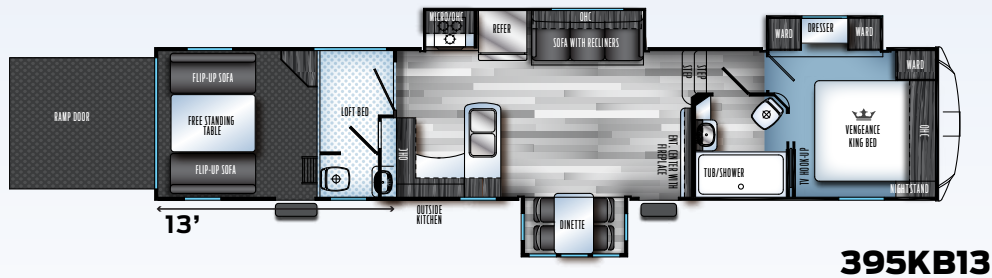
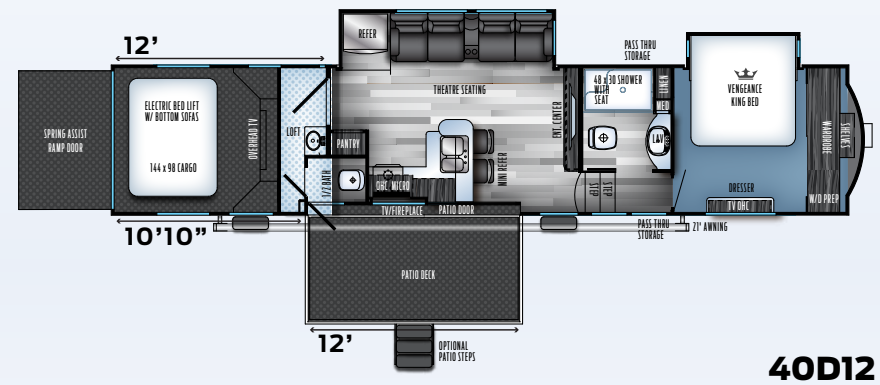
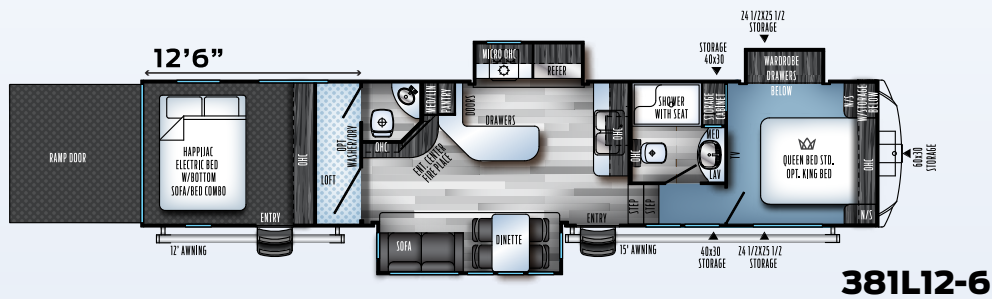


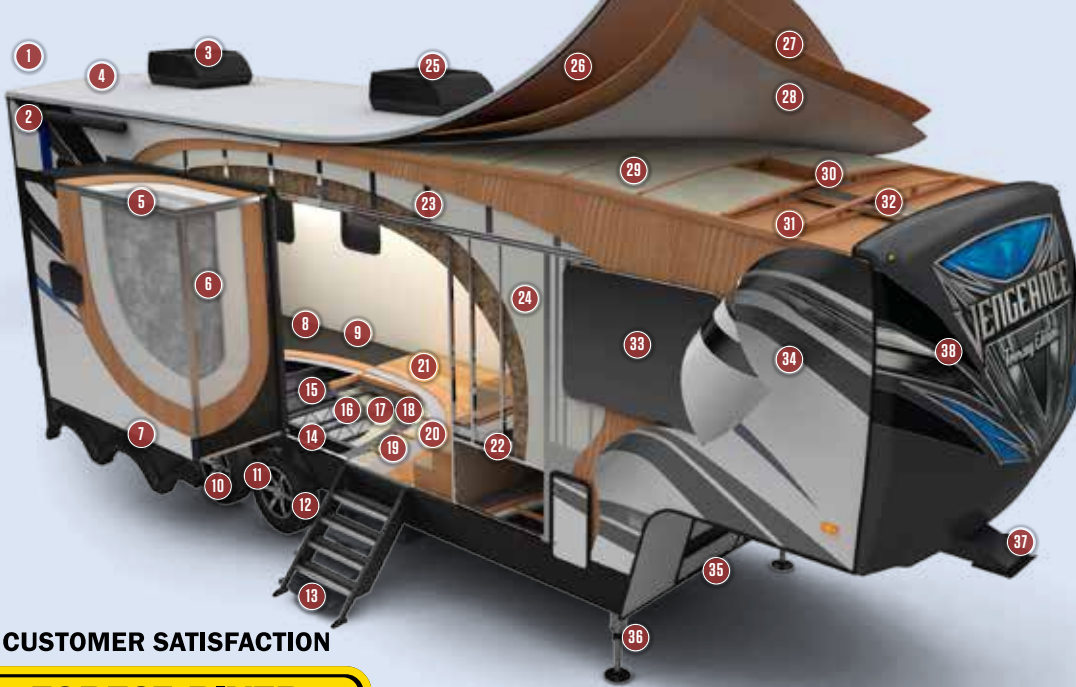
VENGEANCE

Touring Edition

FIFTH WHEELS



	381L12-6	40D12	395KB13
Dry Hitch Weight	2924-lbs	3234 lbs	2640 lbs
Unloaded Vehicle Weight	14221-lbs	14153 lbs	14529
Axle Weight	11238-lbs	10860 lbs	TBA
GVWR w/Brakes	19500-lbs	19500 lbs	19500
Cargo Carrying Capacity	5279-lbs	5347-lbs	4912
Exterior Length	43'-4"	42' 10"	44' 1"
Exterior Height w/ AC	13'-4"	13'-4"	13'-4"
Exterior Width	102"	102"	102"
Grey Capacity	100 gal	100 gal	80 gal
Black Capacity	100 gal	50 gal	80 gal
Fresh Capacity	100gal	100 gal	92 gal
Awning Size	15' & 12'	21'	TBA
Cargo Area Size-Off DS	150"	144"	156"
Cargo Area Size-DS	150"	120"	156"



VENGEANCE TOURING EDITION CONSTRUCTION

QUALITY BUILT EVERY TIME.

- | | |
|--|---|
| 1 Rear power awning (not shown) | 20 Baton insulation |
| 2 Dual power awnings w/ LED strip lighting | 21 Tongue in groove plywood floor |
| 3 13,500 BTU rear A/C w/ 5,000 BTU heat strips | 22 Aluminum framed laminated bed/bath floor |
| 4 Full walk-on roof | 23 2" Welded aluminum wall studs |
| 5 Aluminum framed, vacuum bonded, slide out roof | 24 Block foam wall insulation |
| 6 Aluminum framed, vacuum bonded, slide out side walls | 25 15,000 BTU A/C |
| 7 Alumifoil insulated slide out floors | 26 One piece PVC roof material |
| 8 1" garage floor decking w/3,000 lb cargo capacity | 27 3/8" Roof decking |
| 9 Tuff ply cargo flooring in garage | 28 Alumifoil insulation layer |
| 10 7,000 lb. Axles | 29 Baton insulation layer |
| 11 Equa Flex Suspension | 30 13,500 BTU bedroom A/C |
| 12 Optional G-Rated Tires | 31 5" Bowed wood truss rafters |
| 13 MORyde Step Above (both entry doors) | 32 PVC foam A/C ducting |
| 14 True wide I-Beam chassis | 33 Frameless tinted windows |
| 15 Fluted polypropylene enclosed underbelly | 34 Vacuum bonded fiberglass side walls |
| 16 Alumifoil insulation layer | 35 102" Wide body |
| 17 Baton insulation layer | 36 6 point hydraulic self leveling |
| 18 Polyethylene subfloor wrap | 37 Trail air rotoflex hitch pin |
| 19 2x3 Wood floor joists | 38 Painted fiberglass front cap w/ LED Lighting |

CUSTOMER SATISFACTION



www.ForestRiverBuyLocal.com

SUPERIOR FEATURES

TOP TEN REASONS TO BUY

- 1 102" Wide Body Construction
- 2 Fully Enclosed and Heated Underbelly w/ 12V Heated Holding Tank Pads on All Tanks
- 3 3,000# Garage Carrying Capacity w/ 5,000# Tie Downs
- 4 Trail Air Roto Flex Hitch Pin for Smooth Towing
- 5 40 Gallon Fuel Station w/ 5.5 Onan Generator
- 6 Triple AC units w/ Power Management
- 7 3 TV's and Fully Loaded Entertainment Package
- 8 Mega Deep 7'2" Tall Slideouts
- 9 Corian Countertops w/ Deep Stainless Steel Sink
- 10 Hardwood Raised Panel Cabinetry

GVWR (Gross Vehicle Weight Rating) - is the maximum permissible weight of the unit when fully loaded. It includes all weights, inclusive of all fluids, cargo, optional equipment and accessories. For safety and product performance do NOT exceed the GVWR.

GAWR (Gross Axle Weight Rating) - is the maximum permissible weight, including cargo, fluids, optional equipment and accessories that can be safely supported by a combination of all axles.

UVW (Unloaded Vehicle Weight)* - is the typical weight of the unit as manufactured at the factory. It includes all weight at the unit's axle(s) and tongue or pin and LP Gas. The UVW does not include cargo, fresh potable water, additional optional equipment or dealer installed accessories.

*Estimated average based on standard build optional equipment.

CCC (Cargo Carrying Capacity)** - is the amount of weight available for fresh potable water, cargo, additional optional equipment and accessories. CCC is equal to GVWR minus UVW. Available CCC should accommodate fresh potable water (8.3 lbs per gallon). Before filling the fresh water tank, empty the black and gray tanks to provide for more cargo capacity.

** Estimated average based on standard build optional equipment

Each Forest River RV is weighed at the manufacturing facility prior to shipping. A label identifying the unloaded vehicle weight of the actual unit and the cargo carrying capacity is applied to every Forest River RV prior to leaving our facilities.

The load capacity of your unit is designated by weight, not by volume, so you cannot necessarily use all available space when loading your unit.

All information contained in this brochure is believed to be accurate at the time of publication. However, during the model year, it may be necessary to make revisions and Forest River, Inc., reserves the right to make all such changes without notice, including prices, colors, materials, equipment and specifications as well as the addition of new models and the discontinuance of models shown in this brochure. Therefore, please consult with your Forest River, Inc., dealer and confirm the existence of any materials, design or specifications that are material to your purchase decision.

Litho. U.S.A. FOR 1490 P / W: 201712.12



Learn More

Scan this barcode using a QR Reader on your smart phone to learn more about Forest River.



A Berkshire Hathaway company.

YOUR VENGEANCE TOURING EDITION DEALER