

FORESTER

BY FOREST RIVER

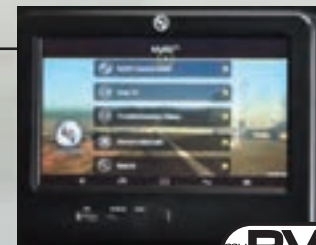


A Berkshire Hathaway company.

FORESTER BY FOREST RIVER STANDARD SERIES



Shown with the low profile seamless Trekker cap option for aerodynamic styling and improved fuel economy. Cobalt full body paint option shown.



Control RV systems, access how-to videos, get product information and RV resources via an easy to use wireless touch screen with "My RV", the smart phone remote monitor system.

Cobblestone Decor and optional Weathered Teak cabinetry is shown with Trekker low profile front cap entertainment center.

Tasteful design, combined with a unique combination of style, value and preferred amenities make travel in the Forester comfortable and loads of fun. Forester's unique split level design provides maximum headroom in the living area, while still offering pass-through storage on every floorplan. Plus, all Foresters are "Certified Green" by TRA Certification.


CLASS C TOP FEATURES

- "My RV" smart phone remote and monitor system
- 7' Ceiling height
- 40" 12V LED TV
- Crowned fiberglass roof
- 2" Thick gel coat sidewalls with lightweight composite waterproof material
- Firestone Ride-Rite™ suspension
- Standard side view and back-up cameras
- Trekker front cap option
- Heated enclosed tanks
- Water filtration system
- 7,500 Lb. tow rating
- Solid surface kitchen counter tops
- Premium stainless steel residential appliances with 1.3 cu. ft. microwave
- Integrated entry step
- Waste Master® RV sewer management system





This outdoor camp kitchen is standard on 2861DS.



Shown in Mojave Decor with optional Rustic Cherry cabinetry

MOJAVE

COBBLESTONE

CHESTNUT

DECOR

CABINERY

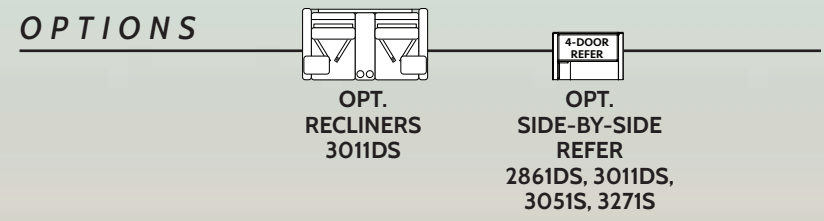
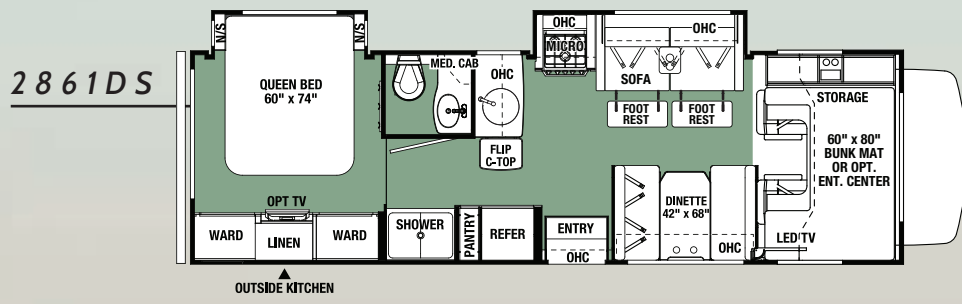
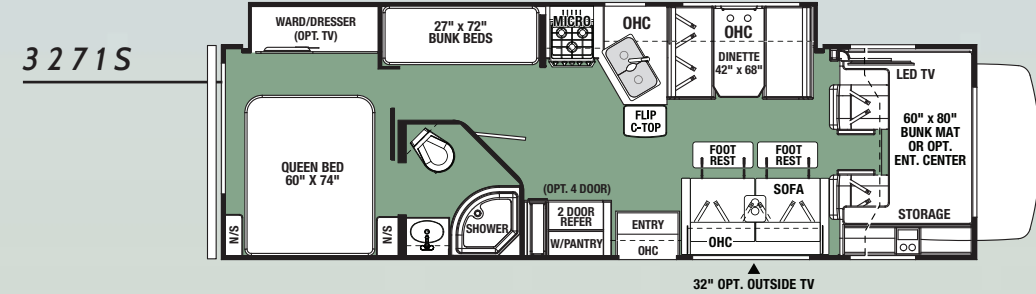
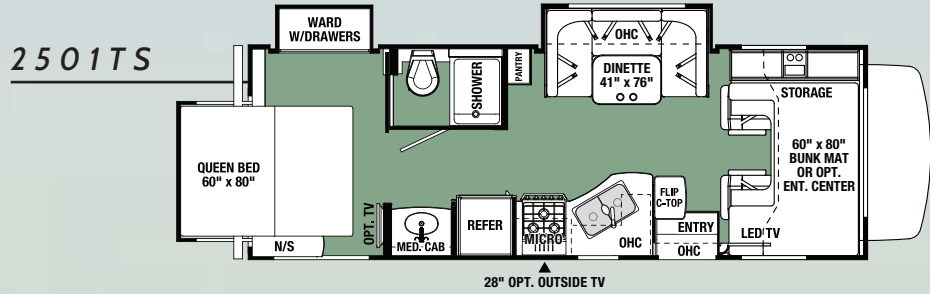
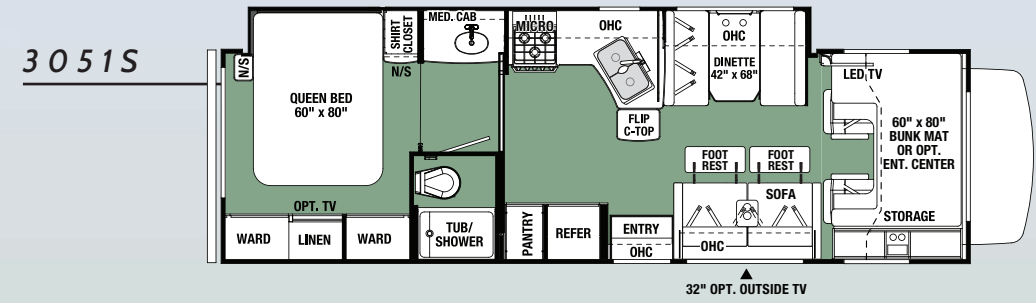
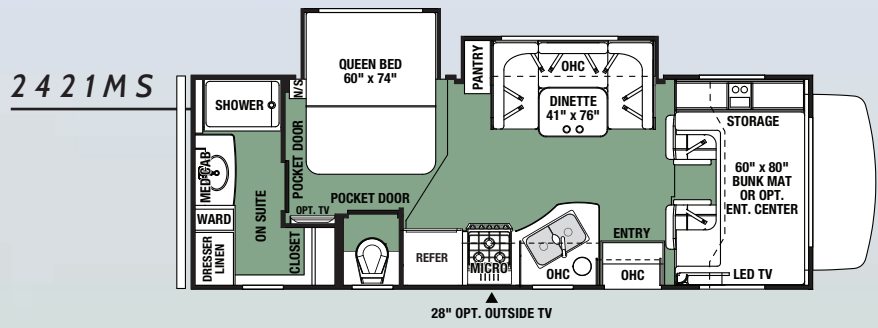
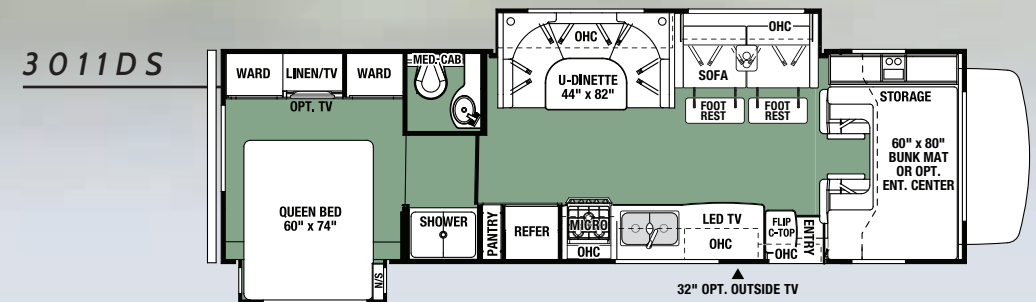
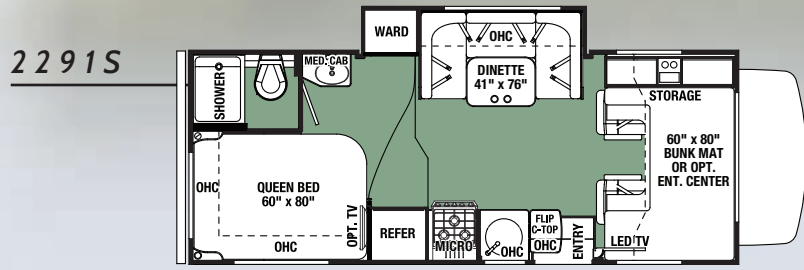


RUSTIC CHERRY

WEATHERED TEAK

FORESTER CLASS C FLOORPLANS

BY FOREST RIVER



PAINT OPTIONS



MOCHA Full body paint



COBALT Full body paint



STANDARD Exterior

Forester Ford • Chevy Chassis	2291S	2421MS	2501TS	2861DS	3011DS	3051S	3271S
Wheelbase	158" • 159"	182"	182" • 183"	202" • 203"	220"	220"	220"
GVWR	14500 • 14200	14500	14500 • 14200	14500 • 14200	14500	14500	14500
GAWRR	9600 • 9600	9600	9600 • 9600	9600 • 9600	9600	9600	9600
GAWRF	5000 • 4600	5000	5000 • 4600	5000 • 4600	5000	5000	5000
UVW	10624 • 10452	11593	11721 • 11500	12300 • 12400	12400	12848	12838
GCWR	22000 • 20000	22000	22000 • 20000	22000 • 20000	22000	22000	22000
CCC	3876 • 3748	2907	2779 • 2700	2200 • 1800	2100	1652	1662
Fuel Capacity (Gal.)	55 • 57	55	55 • 57	55 • 57	55	55	55
Hitch Rating	7500/500 • 5000/500	7500/500	7500/500 • 5000/500	7500/500 • 5000/500	7500/500	7500/500	7500/500
Length - Bumper To Bumper	24' - 6" • 25'	27' - 1"	27' - 1" • 27' - 7"	30' - 9" • 31' - 3"	32' - 3	31' - 11"	31' - 11"
Exterior Height With A/C	11' - 3"	11' - 3"	11' - 3"	11' - 3"	11' - 3"	11' - 3"	11' - 3"
Exterior Width	101"	101"	101"	101"	101"	101"	101"
Interior Width	95.5"	95.5"	95.5"	95.5"	95.5"	95.5"	95.5"
Interior Height Frt/Rear	84" / 77"	84" / 77"	84" / 77"	84" / 77"	84" / 77"	84" / 77"	84" / 77"
Fresh/Grey/Black Water (Gal.)	44/39/39	44/39/39	44/39/39	44/39/39	44/39/39	44/39/39	44/39/39
L.P. Capacity (Gal.)	9.8	9.8	9.8	9.8	9.8	9.8	9.8
Awning Length	15' - 6"	18'	18'	14'	15' - 6"	18'	16'
Water Heater (Gal.)	6	6	6	6	6	6	6
Exterior Storage (Cu. Ft.)	61	50	50	62.5	101.7	81.8	81.8

GVWR (Gross Vehicle Weight Rating) - is the maximum permissible weight of the unit when fully loaded. It includes all weights, inclusive of all fluids, occupants, cargo, optional equipment and accessories. For safety and product performance do NOT exceed the GVWR.

GCWR (Gross Combined Weight Rating) - Is the maximum permissible loaded weight of your motor home and any towed trailer or towed vehicle. Actual GCWR of this vehicle may be limited by the sum of the GVWR and the installed hitch receiver maximum capacity rating; see hitch rating label for detail.

GAWR (Gross Axle Weight Rating) - is the maximum permissible weight, including cargo, fluids, optional equipment and accessories that can be safely supported by each axle.

UVW (Unloaded Vehicle Weight)* - is the typical weight of the unit as manufactured at the factory. It includes all weight at the unit's axle(s), including full fuel, all fluids and LP Gas. The UVW does not include cargo, fresh potable water, additional optional equipment or dealer installed accessories.

*Estimated Average based on standard build optional equipment.

CCC (Cargo Carrying Capacity)** - is the amount of weight available for fresh potable water, cargo, passengers, additional optional equipment and accessories. CCC is equal to GVWR minus UVW. Available CCC should accommodate fresh potable water (8.3 lbs per gallon). Before filling the fresh water tank, empty the black and gray tanks to provide for more cargo capacity.

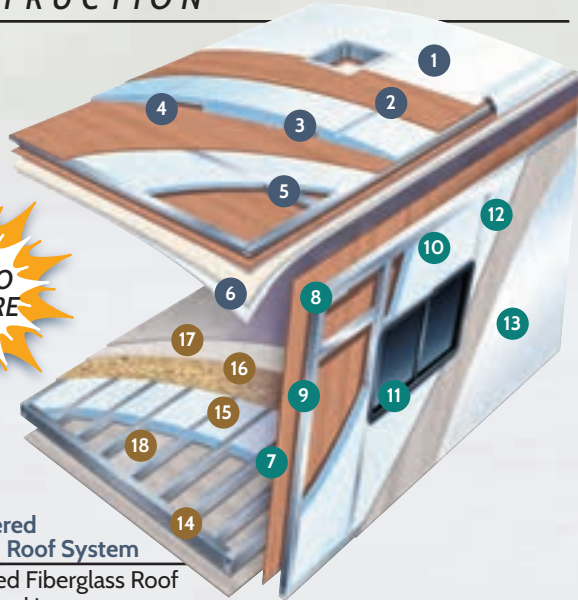
**Estimated average based on standard build optional equipment.

Each Forest River RV is weighed at the manufacturing facility prior to shipping. A label identifying the unloaded vehicle weight of the actual unit and the cargo carrying capacity is applied to every Forest River RV prior to leaving our facilities. The load capacity of your unit is designated by weight, not by volume, so you cannot necessarily use all available space when loading your unit. Actual towing capacity is dependent upon your particular loading and towing circumstances, which includes the GVWR, GAWR and GCWR as well as adequate trailer brakes. Please refer to the Operator's Manual of your vehicle for further towing information.

FORESTER

BY FOREST RIVER

CONSTRUCTION



Multi-Layered Laminated Roof System

1. Crowned Fiberglass Roof
2. Luan Decking
3. Block Foam Insulation
4. A/C Ducts
5. Tubular Aluminum Framing
6. Interior Ceiling Material

Vacuum-Bond Laminated Sidewalls

7. Decorative Interior Wall Board
8. Tubular Aluminum Framing
9. EGS Metal Backers
10. Block Foam Insulation
11. Opening Framed In Aluminum
12. Lightweight Composite Waterproof Material
13. Gelcoat Fiberglass Exterior

Vacuum-Bond Laminated Floor System

14. Fiberglass Bottom Board
15. Block Foam Insulation
16. Seamless Floor Decking
17. Resilient Shaw Floors Throughout
18. Aluminum Framing

INTERACTIVE MOBILE MANUALS

Download our mobile app or visit our dynamic online manual to enhance your ownership experience. These interactive options provide incredible ease and insight into use, maintenance and enjoyment of your Forester product. Ranging from "How-To" videos, pictures and illustrations of various components, systems and features, to fully searchable content and downloadable PDFs for individual component owner's manuals, answers are always just a click away. View the online manual at www.forestriverinc.com/ownersmanuals, or download our FREE app from the App Store or GooglePlay!



LARGE WINDOWS WITH BLACK-OUT ROLLER SHADES
Large panoramic windows for plenty of fresh air and natural light.



LED LIGHTING
LED lights generate almost no heat compared to incandescent lights and use substantially less power.



RESIDENTIAL STYLE CABINERY
Forester is appointed with ball bearing drawer glides and rich hardwood cabinetry.



USB CHARGING STATION
12V 4-port USB charging station (Living room/bedroom)



ATWOOD FULLY DUCTED AIR
All floorplans are ducted for high performance air flow throughout the coach and front cabover.



ENCLOSED BATTERIES
Two batteries in a single housing for easy access. (One battery LE and Transit)



MEMORY FOAM
Memory foam mattress will ensure a good night's sleep.



CAB OVER BUNK SAFETY NET
The overhead bunk is rated for 440 lbs.



KING JACK ANTENNA
This HD digitally amplified antenna enhances reception.



FIBERGLASS ROOF
Durable, easy to clean (R-18) crowned fiberglass sheds water and doesn't cause black streaks like a rubber roof.



HEATED/ENCLOSED HOLDING TANKS
Heated/enclosed utility station uses warm air from the furnace to protect tanks and valves. (N/A 2251 SLE, MBS and Transit)



WATER FILTRATION
This compact unit filters water for the entire coach, eliminating those unwanted contaminants and odors, ensuring safe drinking water for you and your family. (N/A LE)



SEAMLESS FRONT CAP
For enhanced aerodynamics



WASTE MASTER SEWAGE MANAGEMENT SYSTEM
Rugged for quick, easy and sanitary waste disposal. (N/A LE, MBS and Transit)



SOLAR PREP



OUTSIDE SPEAKERS



WINTERIZING TUBE
Easy access for quick maintenance includes bypass valve.



INTEGRATED STEP
Forester's entry step is integrated into the sidewall. No more slippery, or damaged power steps. (N/A MBS)



THEATER STYLE SEATING
Comfortable sofa with footrests, folding armrests and drink tray converts to a convenient sleeping area.



POWER AWNING WITH LED STRIP
Extend and retract your awning with the push of a button. Both arms are adjustable to get just the right angle.



TOUCH SCREEN IN-DASH STEREO SYSTEM
Pairs up with your smart phone to access GPS and other applications. (N/A on Transit or LE)



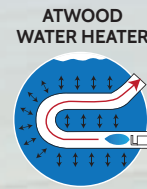
WHOLE HOUSE ENTERTAINMENT
This multimedia system features AM/FM/DVD, Bluetooth, plus outside speaker control.



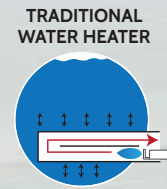
MAXX AIR FAN
Recirculates air throughout the entire coach.



7,500 LB. TOW CAPACITY
Ford E450



ATWOOD WATER HEATER
Atwood 18 GPH water heaters (6 gallon tank) out perform traditional 10 and 12 gallon tank water heaters. They're also 50% lighter and have no anode rod to replace.



FIRESTONE RIDE-RITE
Adjustable air springs provide an improved ride and a better way to balance loads. (N/A LE or MBS)



360 Siphon
This holding tank vent cap eliminates odors and gases from the holding tanks and exhausts them out the roof, without the use of costly chemicals.



CHARGE WIZARD
Progressive Dynamics patented 4-stage Charge Wizard® converter system has been shown to increase battery life by 2 to 3 times or more. It constantly monitors battery usage and voltage, then selects one of four operating modes to properly charge and maintain the battery. Boost, Normal, Storage and Equalization.



FORESTER VS. THE COMPETITION



FORESTER
2" Wall with Block Foam and SuperLite (R-10)



SUPER LITE WALLS
All models use SuperLite composite instead of a wood substrate on the sidewalls. It is lightweight, formaldehyde free and is not affected by moisture.



COMPETITION
1.5" Wall with Luan (R-6)

FORESTER

BY FOREST RIVER



LE SERIES



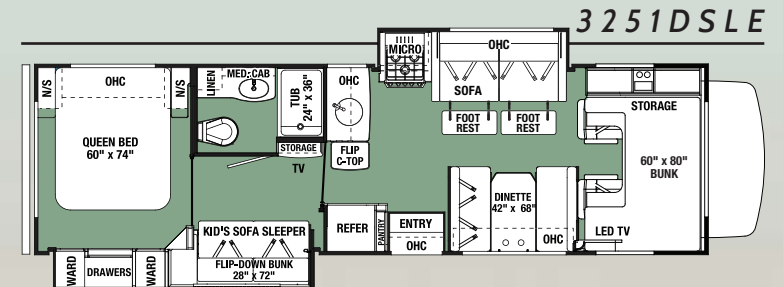
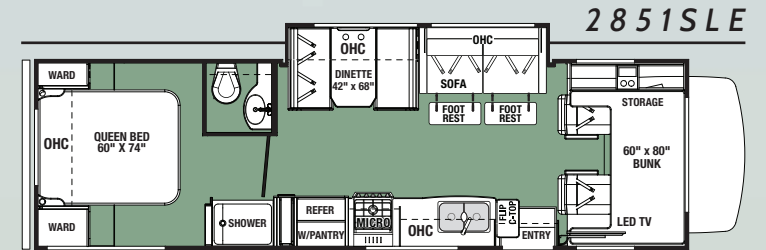
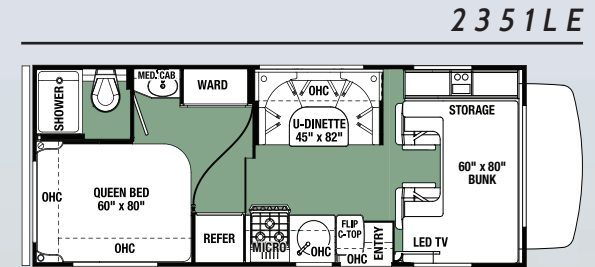
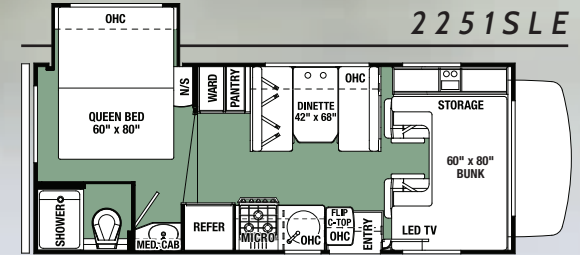
Forester LE Series is the industry's best value on the market today! Enjoy years of carefree travel with these well-built Class Cs.



LE Series Kid's sofa sleeper with flip-down bunk

Shown in Chestnut Decor with optional Weathered Teak cabinetry

Ford • Chevy	2251SLE	2351LE	2851SLE	3251DSLE
Wheelbase	158" • 159"	158" • 159"	220"	220"
GVWR	14500 • 14200	14500 • 14200	14500	14500
GAWRR	9600 • 9600	8500 • 9600	9600	9600
GAWRF	5000 • 4600	4600 • 4600	5000	5000
UVW	9660 • 9640	9950 • 9890	11742	12500
GCWR	22000 • 20000	18500 • 20000	22000	22000
CCC	2840 • 4560	2550 • 4310	2758	2000
Fuel Capacity (Gal)	55 • 57	55 • 57	55	55
Hitch Rating	7500/500 • 5000/500	7500/500 • 5000/500	7500/500	7500/500
Length - Bumper To Bumper	23' - 10" • 24' - 4"	24' - 6" • 25' - 4"	31' - 5" • NA	32' - 3"
Exterior Height With A/C	11' - 3"	11' - 3"	11' - 3"	11' - 3"
Exterior Width	101"	101"	101"	101"
Interior Width	95.5"	95.5"	95.5"	95.5"
Interior Height Frt/Rear	84" / 77"	84" / 77"	84" / 77"	84" / 77"
Fresh/Grey/Black Water (Gal)	35/32/27	44/39/39	44/39/39	44/39/39
L.P. Capacity (Gal)	9.8	9.8	9.8	9.8
Awning Length	14'	15' - 6"	15' - 6"	11'
Water Heater (Gal)	6	6	6	6
Exterior Storage (Cu. Ft.)	32	61	102	80



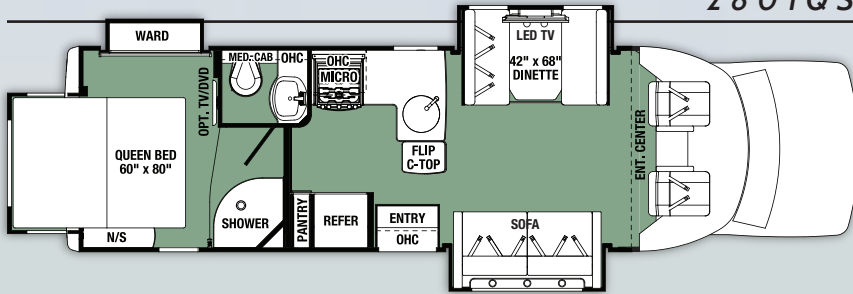


GRAND TOURING SERIES

The streamlined GTS is the perfect vehicle for the ultimate getaway.



2801QS



Shown in Cobblestone Decor with Rustic Cherry cabinetry.



Forester GTS	2801QS
Wheelbase	212"
GVWR	14500
GAWRR	9600
GAWRF	5000
UVW	11596
GCWR	22000
CCC	2904
Fuel Capacity (Gal)	55
Hitch Rating	7500/500
Length - Bumper to Bumper	30' - 4"
Exterior Height with A/C	10' - 8"
Exterior Width	97"
Interior Width	91"
Interior Height Front/Rear	81"/75.5"
Fresh /Grey/Black Water (Gal)	43/42/28
L.P. Capacity (Gal)	9.8
Awning Length	18'
Water Heater (Gal)	6
Exterior Storage (Cu. Ft.)	73

FORESTER

BY FOREST RIVER



MERCEDES-BENZ® SERIES

The quality you've come to expect, paired with a fuel efficient diesel platform.



The optional low profile Trekker cap is accented with LED light strips.

BLUETEC DIESEL ENGINE

BlueTec SCR Technology is one of the world's cleanest diesel engines, delivering more power, while producing fewer emissions. The 3.0l V-6 engine boasts 188 hp and 325 lb-ft of rated torque.



Mercedes-Benz

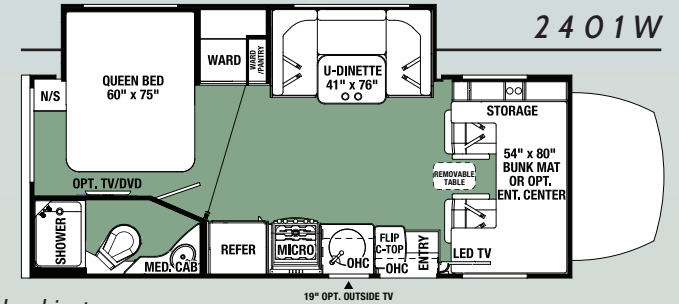
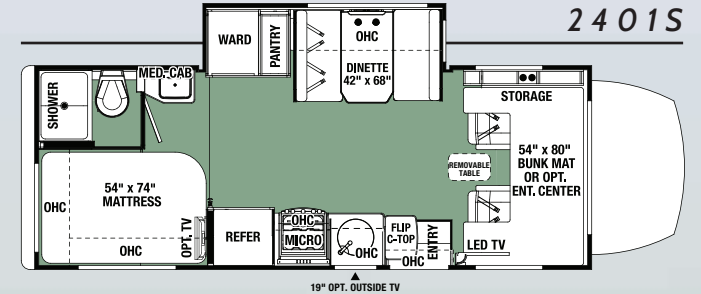
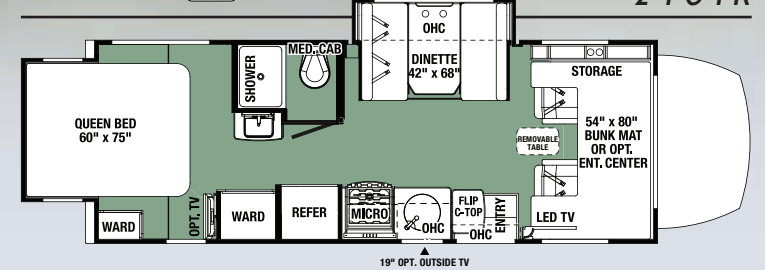
Forester MBS	2401R	2401S	2401W
Wheelbase	170.3	170.3	170.3
GVWR	11030	11030	11030
GAWRR	7720	7720	7720
GAWRF	4080	4080	4080
UVW	9852	9700	9924
GCWR	15250	15250	15250
CCC	1178	1330	1106
Fuel Capacity (Gal)	26.4	26.4	26.4
Hitch Rating	4200/350	4200/350	4200/350
Length - Bumper To Bumper	24' - 11"	24' - 8"	24' - 11"
Exterior Height With A/C	11' - 3"	11' - 3"	11' - 3"
Exterior Width	94.5"	94.5"	94.5"
Interior Width	91"	91"	91"
Interior Height Frt/Rear	81" / 74"	81" / 74"	81"
Fresh/Grey/Black Water (Gal)	35/30/30	35/33/33	35/32/32
L.P. Capacity (Gal)	16.6	16.6	16.6
Awning Length	16'	15' - 6"	15' - 6"
Water Heater (Gal)	6	6	6
Exterior Storage (Cu. Ft.)	75	67	50.3



Standard swivel seats and booster cushions.

OPTION

DHC SOFA
TABLE
OPT. SOFA
2401R, 2401S,
2401W



Shown in Chestnut Decor with optional Weathered Teak cabinetry





TRANSIT SERIES

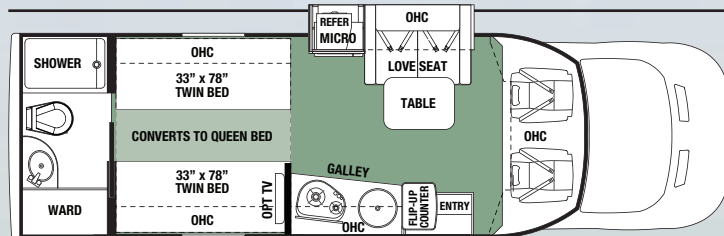
Ultra-light weight and fuel efficient.



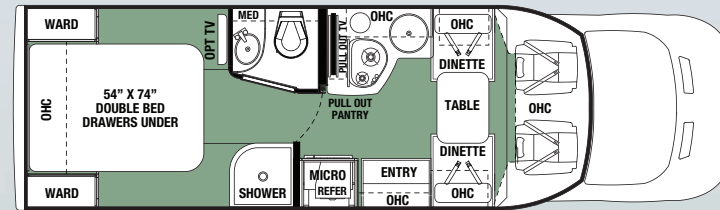
The ultra-light Forester TS is engineered for fuel efficiency with eco-friendly building materials.



TS2371



TS2391



Forester TS	TS2371	TS2391
Wheelbase	178"	178"
GVWR	10360	10360
UVW	8706	8050
GCWR	13500	13500
CCC	1654	2310
Fuel Capacity (Gal.)	25	25
Hitch Rating (Lb.)	0	0
Length - Bumper to Bumper	26' - 1"	25' - 6"
Exterior Height with A/C	10' - 5"	10' - 5"
Exterior Width	87"	87"
Interior Width	84"	84"
Interior Height Front/Rear	78"	78"
Fresh/Grey/Black Water (Gal.)	35/30/28	35/30/30
L.P. Capacity (Gal.)	9.8	9.8
Awning Length	15'	15'
Exterior Storage (Cu. Ft.)	30.5	38
Seat Belts	4	4

DECOR


CHARCOAL

Transit Series is available in Charcoal decor only.

WARRANTY	FR	GTS	MBS	LE	TS
12 Months/12,000 mile basic limited warranty	S	S	S	S	S
Chassis warranty (see owners manual)					
SYSTEMS	FR	GTS	MBS	LE	TS
Battery disconnect	S	S	S	S	S
Water heater bypass	S	S	S	S	S
(2) Deep cycle coach batteries (1 battery in LE and TS)	S	S	S	S	S
"Easy Access" battery in step-well	S	S	S	S	S
30 Amp service with detachable cord	S	S	S	S	S
60 Amp Progressive Dynamics converter	S	S	S	S	S
6 Gallon DSI gas/electric water heater	S	S	S	S	-
30,000 BTU furnace	S	S	S	S	-
Truma Combi water heater/furnace	-	-	-	-	S
Emergency start switch	S	S	-	S	S
Satellite/cable connection	S	S	S	S	S
13,500 BTU ceiling ducted roof air	S	S	S	S	S
4.0 KW Onan Microquiet generator	S	S	-	S	-
3.6 KW Onan LP generator	-	-	S	-	-
2.5 KW Onan LP generator	-	-	-	-	S
Automatic generator transfer switch	S	S	S	-	S
Firestone Ride-Rite air helper springs	S	S	-	-	-
Hellwig sway bar	-	-	S	-	-
Water filtration system	S	S	S	-	S
Heated, enclosed holding tanks and valves (N/A 2251SLE)	S	S	-	S	-
Arctic Package (12V tank heaters)	O	O	S	O	O
15K BTU A/C with heat pump	O	O	O	O	-
CO ₂ , LP and smoke detector	S	S	S	S	S
Jack digital antenna	S	S	S	S	S
EXTERIOR	FR	GTS	MBS	LE	TS
2" Aluminum framed laminated sidewalls	S	S	-	S	-
1.5" Aluminum framed laminated sidewalls	-	-	S	-	S
Azdel SuperLite composite substrate	S	S	S	S	-
Gel Coat exterior fiberglass	S	S	S	S	S
Block foam insulation	S	S	S	S	S
Power patio awning with LED light strip	S	S	S	S	S
Slide-out awnings	S	S	-	S	-
Fiberglass roof	S	S	S	S	S
One-piece fiberglass front cap	S	S	S	S	S
LED exterior lights	S	S	S	S	S
Exterior skirt paint	S	S	S	-	S
Stainless steel wheel liners	S	S	S	S	S
Valve stem extensions	S	S	S	-	-
Roto-cast storage compartments	S	S	S	S	S
Driver side security light	S	S	S	-	-
Fiberglass running boards	S	S	S	-	S
110V, GFI protected exterior receptacle	S	S	S	S	S
Tinted sliding windows	S	-	-	S	-
Tinted frameless windows	-	S	S	-	S
Heated, remote exterior mirrors	S	S	S	-	-
7,500 Lbs. hitch, 7-pin connector (E450)	S	S	-	S	-
5,000 Lbs. hitch, 7-pin connector (Chevy/E350)	S	S	-	S	-
4,200 Lbs. hitch, 7-pin connector	-	-	S	-	-
Spare tire	S	S	S	S	S
Roof ladder (N/A 2401R, 2801QS)	S	-	S	S	-
Integrated entry step	S	S	-	S	S
Power entry step	-	-	S	-	-
Outside shower	S	S	S	-	S
Automatic leveling system (4-point) (N/A on Chevy)	O	O	-	O	-
Stabilizer jacks (2-point)	-	-	S	-	-
Full body paint	O	O	O	-	O

Outside 12V. LED TV (See floorplans)	O	-	O	-	-
LP quick connect	O	O	O	-	-
Black tank flush	S	S	S	-	S
CAB AREA	FR	GTS	MBS	LE	TS
7" Touch screen radio with USB and Bluetooth	S	S	S	S	-
Cab area privacy curtain	S	S	-	S	S
Magnetic privacy shades	-	-	S	-	-
Ultra leather driver and passenger seats	S	S	S	-	S
Power windows and door locks	S	S	S	S	S
Keyless entry (N/A Chevy)	S	S	S	S	S
Color back-up camera with rear view monitor	S	S	S	S	S
Side view cameras	S	S	S	-	S
Wood grain dash	S	S	S	-	-
Removable cab mat	-	-	S	-	-
Swivel driver seat (N/A Chevy, Power)	O	O	S	-	-
Power driver seat (Ford only)	O	O	-	-	-
Swivel passenger seat (N/A Chevy)	O	O	S	-	-
KITCHEN	FR	GTS	MBS	LE	TS
Recessed 3-burner range with flush glass cover	S	S	S	S	-
Stainless steel appliances	S	S	S	-	-
Range hood with fan and light	S	S	S	S	-
Oven IPO drawer	-	-	O	-	-
Microwave oven	S	-	-	S	-
Convection microwave	O	S	S	-	S
6 Cu. ft. double door refrigerator	S	S	S	S	-
12 Cu. ft. four door refrigerator with ice maker (2861DS, 3011DS, 3051S, 3271S)	O	-	-	-	-
5.3 Cu. ft. lightweight LP/Electric 110V refrigerator	-	-	-	-	S
Full extension ball bearing drawer guides	S	S	S	S	-
Flip-up countertop extension	S	S	S	S	-
Solid surface galley	S	S	S	-	-
BATHROOM	FR	GTS	MBS	LE	TS
Lightweight composite toilet with hand sprayer	S	S	S	S	S
Glass shower door	S	S	-	-	-
Lightweight Arcadia shower door	-	-	S	S	S
Towel bar, tissue, toothbrush and soap holder	S	S	S	-	S
Electric roof fan	S	S	S	S	S
Shower head with flexible extension	S	S	S	S	S
Shower skylight	S	S	S	S	S
BEDROOM	FR	GTS	MBS	LE	TS
Upgraded memory foam mattress	S	S	S	S	S
Bedspread (N/A TS2371)	S	S	S	S	S
Bedroom TV	O	O	O	-	O
Cedar lined closet	S	S	S	-	-
LIVING ROOM	FR	GTS	MBS	LE	TS
Dream dinette (N/A with U-shape dinettes)	S	S	S	-	-
Visionary pull out sofa (60" x 74") (3011DS)	S	-	-	-	-
Black-out roller shades	S	S	S	S	-
Surround sound	S	S	S	S	-
Child seat head tethers in dinette	S	S	S	S	-
Maxx Air fan with rain/temp sensor and power dome	S	S	S	-	S
LED floor lighting	S	S	S	-	-
12V. USB charging station	S	S	S	-	S

For more information please visit: www.forestriverinc.com/forester
 914 CR 1 • Elkhart, In 46514 • 574.262.2212 • 800.445.2825



PRE-DELIVERY INSPECTION FACILITY

20,000 square feet of quality assurance. The bare essentials for a premium product. This state-of-the-art facility gives immediate daily feedback to production for quality assurance in every unit built.

24/7 EMERGENCY ROADSIDE ASSISTANCE

For a worry-free ownership experience Forest River includes one year of Coach-Net RV Technical & Roadside Assistance with each RV purchase. Whether new to the RV lifestyle or an experienced RV enthusiast, Forest River owners have 24/7 access to technical, operational and emergency road service coverage throughout the US & Canada. Coach-Net's fast, dependable service is just a phone call away.

RV Technical & Roadside Assistance

Learn More

Scan this barcode using a QR Reader on your smart phone to learn more about Forest River.

A Berkshire Hathaway company.

All information contained in this brochure is believed to be accurate at the time of publication. However, during the model year, it may be necessary to make revisions and Forest River, Inc., reserves the right to make all such changes without notice, including prices, colors, materials, equipment and specifications as well as the addition of new models and the discontinuance of models shown in this brochure. Therefore, please consult with your Forest River dealer and confirm the existence of any materials, design or specifications that are material to your purchase decision. ©2017 Forester - a Division of Forest River, Inc. - a Berkshire Hathaway Company 6/18



www.ForestRiverBuyLocal.com

Your Local Forester Dealer