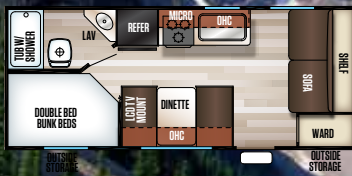
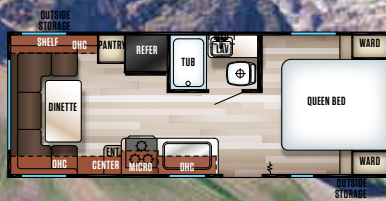


# GREY WOLF

## SPECIAL EDITION



CKT17BHSE



CKT20RDSE



CKT22MKSE



CKT26BHSE



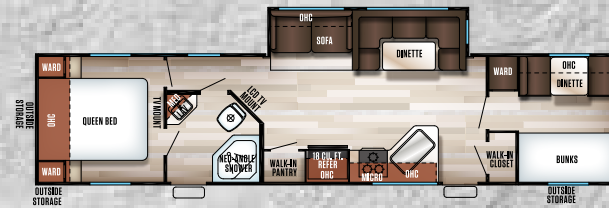
CKT26CKSE



CKT26DJSE

# CHERKEE

## SPECIAL EDITION



CKT39RESE

**FREE MEMBERSHIP**  
to Forest River Owners' Group

www.forestriverfrog.com



**CUSTOMER SATISFACTION**



www.ForestRiverBuyLocal.com



**PRE-DELIVERY INSPECTION FACILITY**

20,000 square feet of quality assurance. The bare essentials for a premium product. This state-of-the-art facility gives immediate daily feedback to production for quality assurance in every unit built.

**24/7 EMERGENCY ROADSIDE ASSISTANCE**

For a worry-free ownership experience Forest River includes one

**Coach-Net<sup>®</sup>**

RV Technical & Roadside Assistance

year of Coach-Net RV Technical & Roadside Assistance with each RV purchase. Whether new to the RV lifestyle or an experienced RV enthusiast, Forest River owners have 24/7 access to technical, operational and emergency road service coverage throughout the US & Canada. Coach-Net's fast, dependable service is just a phone call away.

**WEIGHTS & MEASUREMENTS**

	T17BHSE	T20RDSE	T22KMSE	T26BHSE	T26CKSE	T26DJSE	T39RESE
DRY HITCH WEIGHT (LBS.)	437-LBS.	450-LBS.	585-LBS.	574-LBS	631-LBS.	574-LBS	1025-LBS.
UNLOADED VEHICLE WEIGHT (LBS.)	3797-LBS.	3995-LBS.	4341-LBS.	4208-LBS	5501-LBS.	4208-LBS	8106-LBS.
AXLE WEIGHT (LBS.)	3341-LBS.	3565-LBS.	3718-LBS.	3984-LBS	5086-LBS.	3984-LBS	7043-LBS.
SHIP WEIGHT (LBS.)	3778-LBS.	3995-LBS.	4208-LBS.	4208-LBS	5501-LBS.	4208-LBS	8068-LBS.
GVWR W/BRAKES (LBS.)	5000-LBS.	7450-LBS.	7585-LBS.	7574-LBS	7631-LBS.	7574-LBS	11185-LBS.
CARGO CARRYING CAPACITY (LBS.)	1203-LBS.	3397-LBS.	3244-LBS.	2978-LBS	1876-LBS.	2978-LBS	3079-LBS
EXTERIOR LENGTH	22'-9"	25'-0"	26'-5"	29'-2"	32'-8"	29'-2"	39'-9"
EXTERIOR HEIGHT W/ AC	10'-5"	10'-6"	10'-6"	10'-6"	10'-6"	10'-6"	12'-10"
GREY CAPACITY (GAL)	23-GAL.	38 GAL.	38 GAL	38 GAL	38 GAL	38 GAL	38 GAL
BLACK CAPACITY (GAL)	23-GAL.	28 GAL.	28 GAL	28 GAL	28 GAL	28 GAL	38 GAL
FRESH CAPACITY (GAL)	32 GAL	46 GAL.	46 GAL	46 GAL	46 GAL	46 GAL	46 GAL



**Learn More**

Scan this barcode using a QR Reader on your smart phone to learn more about Forest River.



A Berkshire Hathaway company.



WWW.FORESTRIVERINC.COM

YOUR CHEROKEE DEALER

All information contained in this brochure is believed to be accurate at the time of publication. However, during the model year, it may be necessary to make revisions and Forest River, Inc., reserves the right to make all such changes without notice, including prices, colors, materials, equipment and specifications as well as the addition of new models and the discontinuance of models shown in this brochure. Therefore, please consult with your Forest River, Inc., dealer and confirm the existence of any materials, design or specifications that are material to your purchase decision. Litho. U.S.A. FOR 1473 P/W: 2017.09.05

**Specification Definitions**

**GVWR (Gross Vehicle Weight Rating)** - is the maximum permissible weight of the unit when fully loaded. It includes all weights, inclusive of all fluids, cargo, optional equipment and accessories. For safety and product performance do NOT exceed the GVWR.

**GAWR (Gross Axle Weight Rating)** - is the maximum permissible weight, including cargo, fluids, optional equipment and accessories that can be safely supported by a combination of all axles.

**UVW (Unloaded Vehicle Weight)\*** - is the typical weight of the unit as manufactured at the factory. It includes all weight at the unit's axle(s) and tongue or pin and LP Gas. The UVW does not include cargo, fresh potable water, additional optional equipment or dealer installed accessories.

\*Estimated average based on standard build optional equipment.

**CCC (Cargo Carrying Capacity)\*\*** - is the amount of weight available for fresh potable water, cargo, additional optional equipment and accessories. CCC is equal to GVWR minus UVW. Available CCC should accommodate fresh potable water

(8.3 lbs per gallon). Before filling the fresh water tank, empty the black and gray tanks to provide for more cargo capacity.

\*\* Estimated average based on standard build optional equipment

Each Forest River RV is weighed at the manufacturing facility prior to shipping. A label identifying the unloaded vehicle weight of the actual unit and the cargo carrying capacity is applied to every Forest River RV prior to leaving our facilities.

The load capacity of your unit is designated by weight, not by volume, so you cannot necessarily use all available space when loading your unit.