

LUXURY FIFTH WHEELS

SIERRA



LUXURY FIFTH WHEELS

SIERRA



THIS MOUNTAIN IS MADE TO MOVE.

7,000 POUND AXLES.

AUTO ADJUST BRAKES.

ENCLOSED HEATED UNDERBELLY.

GEL COATED FIBERGLASS EXTERIOR.

CONTEMPORARY ALUMINUM RIMS.

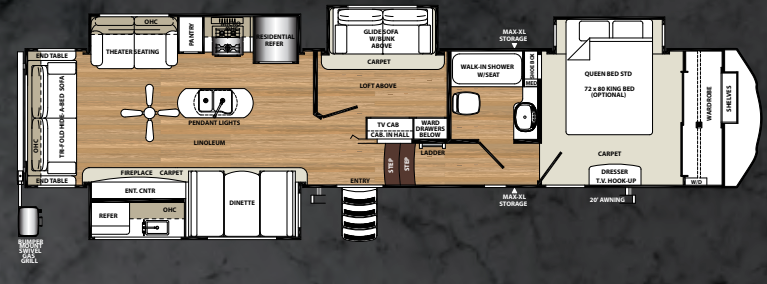
F-RATED RADIAL TIRES.



MULTI-FUNCTIONAL.

372LOK

The 372LOK is the ultimate combination of functionality and design. This floorplan was designed for that customer that wants sleeping space without giving up true living area. With a large island kitchen, dinette, hide a bed sofa and entertainment center the 372LOK still provides a large entertaining area with a mid bunk and overhead loft. The perfect complement to this floorplan is the standard outside kitchen for all your grilling needs.



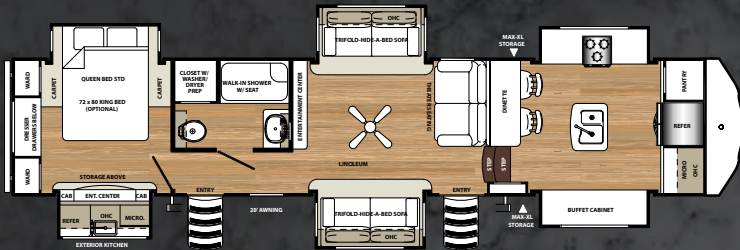
BISQUE DECOR



38FKOK

BREATHTAKING.

The 38FKOK is one of the most affordable front kitchen floorplans on the market. For anyone who enjoys cooking this is the ideal floorplan. Corian countertops dominate the entire upper deck with a strategically placed island sink. The opposing slide living room offers the perfect place to entertain. Also lets not forget about the 38FKOK's outside kitchen making this one of the most unique and sought after floorplans on the market.



| WALNUT DECOR |



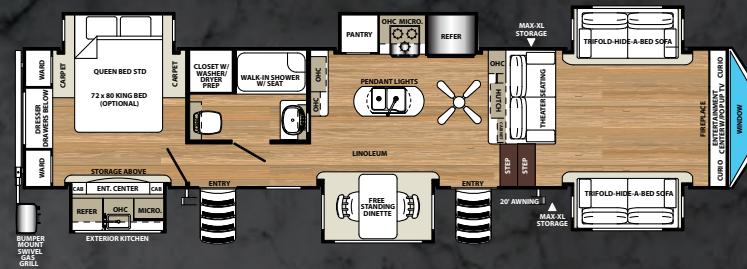




INNOVATIVE.

The 379FLOK isn't your ordinary front living floorplan. This unit offers a 50" flatscreen TV in the upper deck and industry first standard outside kitchen. With six slides we were able to add more storage and more space in the master bedroom. Plumbed for a washer and dryer in the oversized bathroom with walk in shower this floorplan has all the amenities built in.

379FLOK



WALNUT DECOR



384QBOK

UNIQUE.

The 384QBOK gives you an abundant amount of living space featuring an island kitchen,

theatre seats, hide a bed and a booth or free standing dinette (optional). Along with all

this living space this floorplan gives you a grand bunk room with more storage

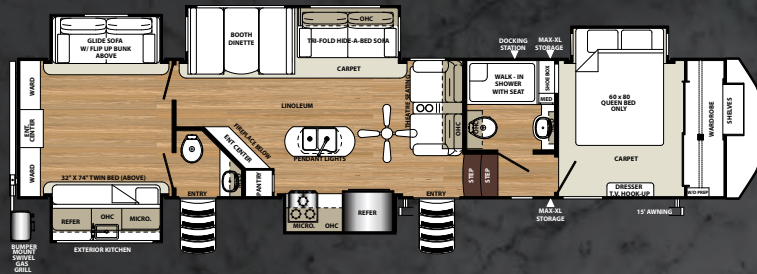
than you can possibly imagine. This floorplan features a full walk in shower

with another half bathroom in the bunkroom with an exterior door for

easy use. Also included is the outside kitchen and swing around

grill. Anyone looking for sleeping space without sacrificing

living space should look at this gem.



WALNUT DECOR





INTERIOR FEATURES



A



B



C



D



E



F



G



H

A High rise faucet with undermount sink and pull out sprayer

B The upgraded and intricately detailed slide-out fascia

C Theater seats with LED lighting.

D Full extension, soft close ball bearing drawer guides




E The electric fireplace warms and is a great focal point for the living area

F QAV Control - One Touch control allows you to do everything from operating your awning and lights, to monitoring holding tank levels

G Enjoy the comfort of home with our exclusive Denver mattress

H Flatscreen LED HDTV with premium soundbar and DVD player

FREE PREMIUM PLUS PACKAGE (LIMITED TIME OFFER)



- Corian premium solid surface kitchen countertops

- Stainless steel gas oven

- 20 cu. ft. stainless steel French door residential refrigerator with 1,000 watt inverter & battery disconnect

- King WiFi extender

- Aluminum quad entry step

- Roller shades throughout

- Wide Stance Hydraulic Landing Gear

- QAV One Touch Control-Control panel w/ smartphone app

- Backup camera prep and side security camera prep.

EXTERIOR FEATURES

GOURMET KITCHEN

The Sierra gourmet kitchen includes a 20 cu. ft. stainless steel French door refrigerator with freezer, microwave and upgraded range.



EXTERIOR KITCHEN

The Sierra exterior kitchen includes hot and cold running water and refrigerator.

(387MKOK exterior kitchen shown)

A The color matched fiberglass front cap features high definition graphics and LED safety lights.



B Gel coated fiberglass protects from UV rays and prevents yellowing and cracking.



C Large pass-thru storage area with Slam Lock baggage doors allows for extra storage underneath.



D SIERRA's convenient outside lighted docking station.



E 2 quick connect spray ports (one on each side) are great for easy clean up.



F Wide stance hydraulic landing gear.



G Contemporary aluminum rims with F-rated radial tires. Most SIERRA's feature 7000 Lb. axles.



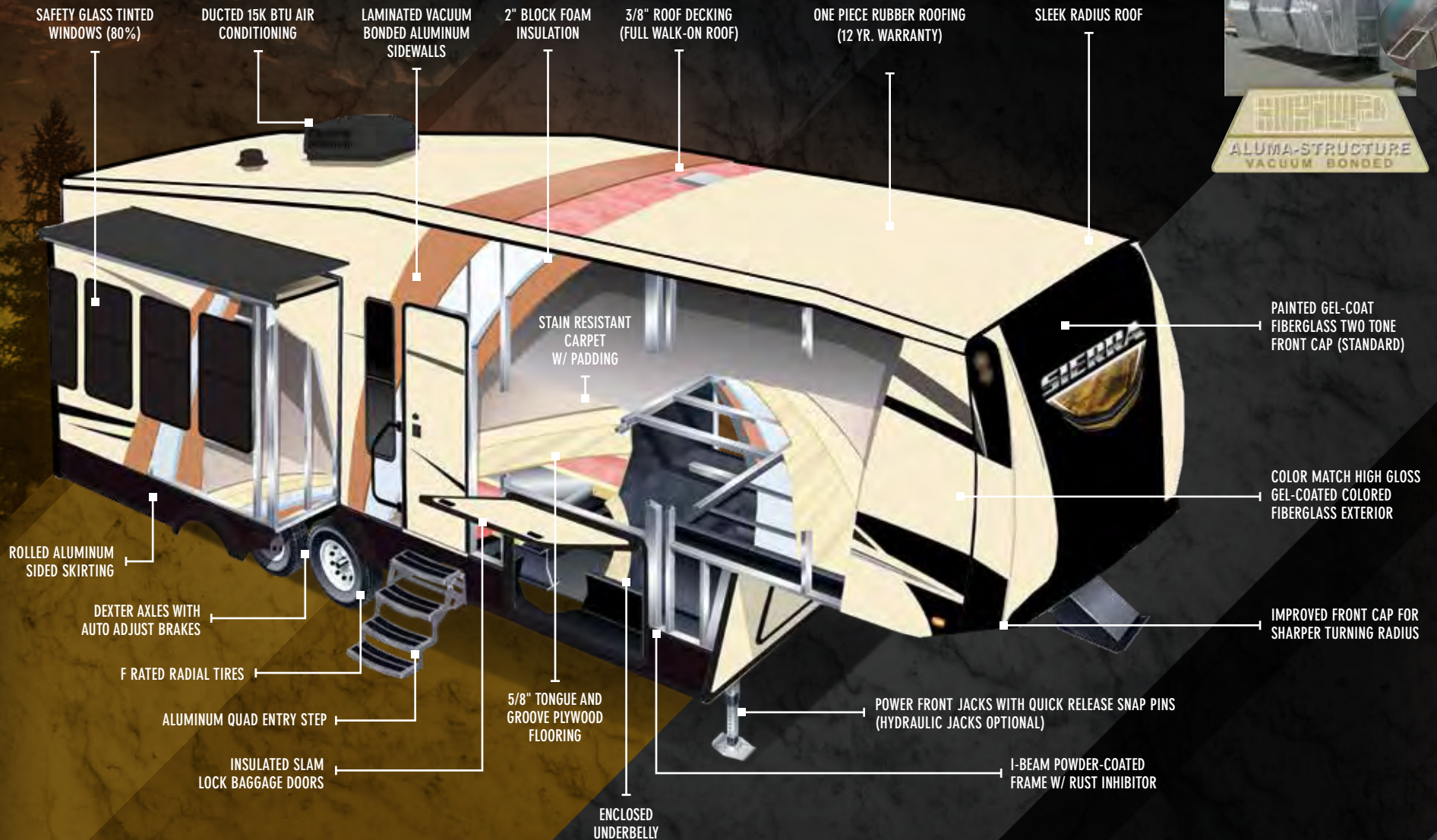
H Heated and enclosed underbelly protects your coach. Improved airflow allows for a sturdy ride.



CONSTRUCTION

THE SIERRA SUPERSTRUCTURE

The SIERRA has a Welded Aluminum Superstructure that is regarded as the Industry's finest, pictured below is the heavier gauge aluminum tubing used by SIERRA vs. the competitions lighter gauge aluminum.



BISQUE DECOR

WALNUT DECOR

SIERRA DECORS, STANDARDS & OPTIONS

EXTERIOR FEATURES

- Color match high gloss gel coated colored exterior fiberglass
- Painted two tone aerodynamic fiberglass front cap with improved turning radius
- Docking station: easy winterization, hot and cold spray port, black tank flush, pull valves for tanks
- Enclosed and heated dump valves
- Large tinted windows with 80/20 UV prohibitor
- Aluminum radius quad entry steps
- "One Touch" Dometic® electric awning with LED light strip
- Power front jacks with spring loaded snap pins
- 16" Radial tires-F Rated
- Automotive-style fender skirts
- Hitch light
- Exterior kitchen (per floorplan)
- Porch light with interior switch
- 30 lb. double LP tanks with auto change over
- Roof ladder
- 2 LED lighted exterior speakers
- Rain gutters with extra long drip spouts (prevents black streaking)
- Insulated heavy duty slam lock baggage doors
- Exterior foldable grab handle
- Unobstructed drop frame pass through storage area with cable jacks and 110V outlet
- 2 spray ports with 25' hose (one on each side)
- Upgraded aluminum rims
- 7,000 Lb. Axles
- Friction hinge entry door
- Hydraulic front jacks

INTERIOR FEATURES

- 84" interior height with 6'4" slide heights
- Hardwood slideout fascia
- Stainless steel appliances
- Beauflor® rustic wood plank linoleum
- Decorative backsplash
- Two color coordinated interiors (Bisque, Walnut)
- Soft close full extension drawer glides
- Hidden hinged cabinet doors with soft close full extension drawer glides
- Stainless steel double bowled under mounted kitchen sink
- Washer/Dryer prep
- Handmade cabinetry with screwed lumber core stile construction
- LED lighting throughout
- Residential countertops
- Recessed residential lighting
- Colored shower surround with etched tile pattern
- Upgraded adjustable shower head with shelf
- Theater seating with LED lighting
- Accent paneling in slideouts
- Accent lighting over dinette
- LED lighting at islands
- Nightlights on fifth wheel steps
- Walk-in shower with seat (most models)
- Mocha accent crown molding over kitchen cabinets
- Extra large picture windows throughout
- Vented side windows in slideouts
- TV antenna with booster
- Solid wood drawer fronts with birch sides
- Upgraded raised panel cabinet doors with designer rails
- Bedroom slideout fascia

- LED lighted headboard
- Teddy Bear® bunk mats
- 40" flat screen LED HD TV
- Premium soundbar with built in flush mounted DVD player
- Designer window treatment accented per decor
- 9 cu. ft. stainless refrigerator
- Ceiling fan
- Tri-fold hide-a-bed sofa
- Glider sofa with USB/110 outputs (standard in all off door bunk slides)
- Residential stain resistant carpet
- Quilted bedspread
- Trash receptacle in kitchen

APPLIANCES/SYSTEMS

- 15K A/C with Quick Cool
- 9 cu. ft. refrigerator
- Floor ducted 35,000 BTU furnace
- OTR stainless steel microwave
- Three burner high output range with 22" oven
- Interior monitor panel for holding tanks
- Flush floor hydraulic slideouts (per floorplan)
- Dual battery prep
- Satellite and cable hookup with RG-6 cable for high quality picture
- Porcelain foot flush toilets
- 10 Gal. DSI water heater
- 65 Amp converter
- EZ Breeze® power fan in bathroom

CONSTRUCTION

- Welded aluminum-framed, vacuum bonded laminated superstructure
- 2" x 3" floor joists 12" on center
- 5/8" tongue & groove plywood floor decking
- 3/8" roof decking (full walk-on roof)
- Cambered powder coated frame with rust prohibitor
- Fully enclosed underbelly
- 5" truss roof rafters
- R-10E sidewall construction
- Laminated sidewalls
- Laminated slide-out walls

POPULAR OPTIONS

- MOR/ryde "Step Above" entry step
- Roto Flex hitch pin
- Electric rear jacks
- Tri-fold hide-a-bed with hinged bunk overhead (bunk slides)
- 6 point hydraulic leveling system
- Solid surface countertops in kitchen
- Free-standing dinette with 4 chairs (372L0K, 382VIEW, 383RBLOK, 384QBOK)
- Washer and dryer (per floorplan)
- Generator prep
- 15k air conditioner-bedroom
- Fantastic fan with rain sensor
- 32" bedroom TV
- 12 Volt heated holding tanks
- Equaflex® equalizer system
- Central vacuum
- R-38E insulation
- Slide room awnings (all slides)
- King Bed (N/A 381RBOK, 382VIEW, 383RBLOK, 384QBOK, 387MKOK)
- Two color coordinated folding chairs

FOR YOUR SAFETY

- Smoke alarm
- Fire extinguisher
- Breakaway switch (battery hook-up required)
- Dead-bolt lock on entry door
- LP/CO2 gas detector
- Fire escape windows

POLAR TECH PACKAGE

- Thermal pane windows
- Heated holding tanks
- R-38E roof & all floors insulation
- 40K BTU furnace

SIERRA SIGNATURE PACKAGE

- 9 cu. ft. stainless refer
- Stainless appliance package
- Slam lock baggage doors
- Denver pillowtop mattress
- 15K air conditioner w/prep for 2nd A/C
- 30" OTR microwave
- Residential pullout kitchen faucet
- Backsplash
- 10 Gal. G/E water heater w/DSI
- Soft close residential drawer and cabinet doors
- 16" Spare tire kit
- Docking station
- Aluminum wheels w/7K axles
- High gloss color matched gelcoated Fiberglass exterior
- Washer/dryer prep
- 40" Flat screen television (most models)
- Water filter system
- Premium sound bar with built in DVD player
- Rustic wood Beauflor™ flooring

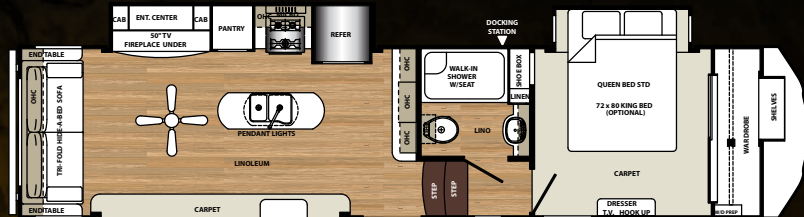
- Power fan in bathroom(s)
- Aerodynamic two tone painted front cap
- Tri fold hide-a-bed sofa
- "One Touch" Dometic electric awning with LED light strip
- LED interior lighting throughout

PREMIUM PLUS PACKAGE (LIMITED TIME OFFER)

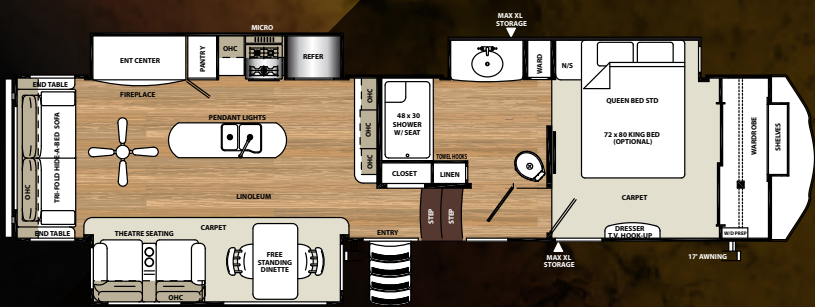
- Premium Corian solid surface kitchen countertops
- Wide stance hydraulic landing gear
- 20 cu. ft. stainless French door residential refer with 1,000 watt inverter and battery disconnect
- Roller shades throughout
- Gas cooktop with stainless steel oven
- Quad aluminum step (Both main and second entry doors standard)
- King Wifi extender system
- Back up camera prep
- 3 Camera security prep

SIERRA

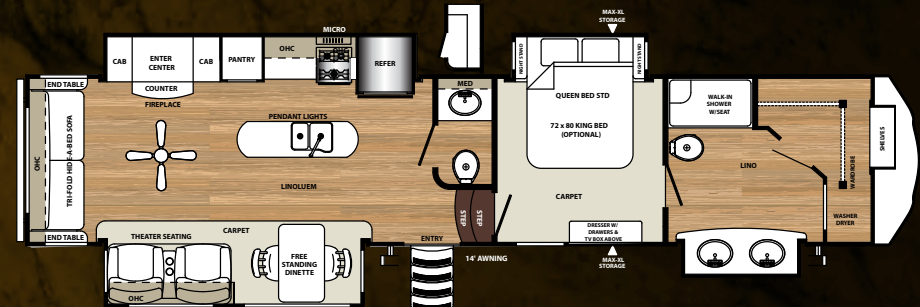
FLOORPLANS



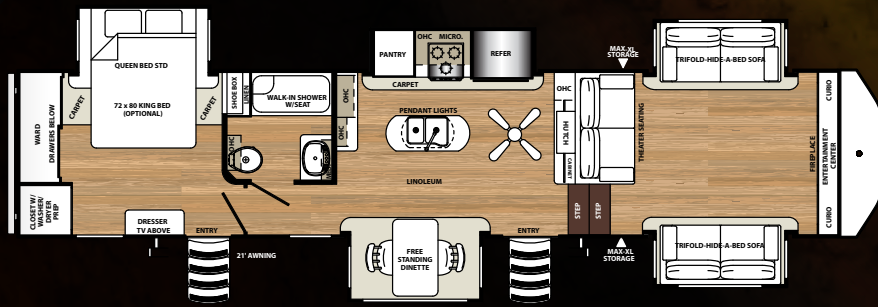
33RLIK



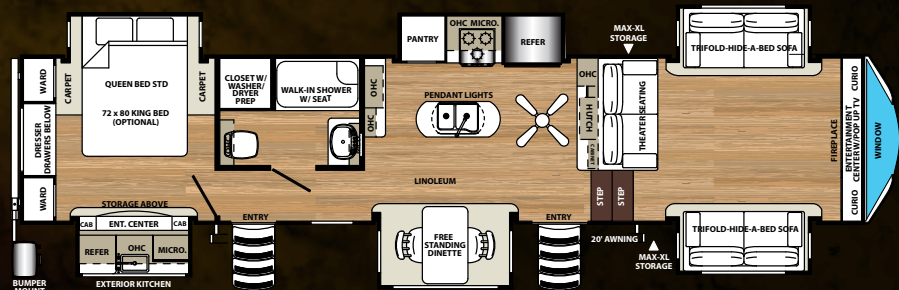
357RE



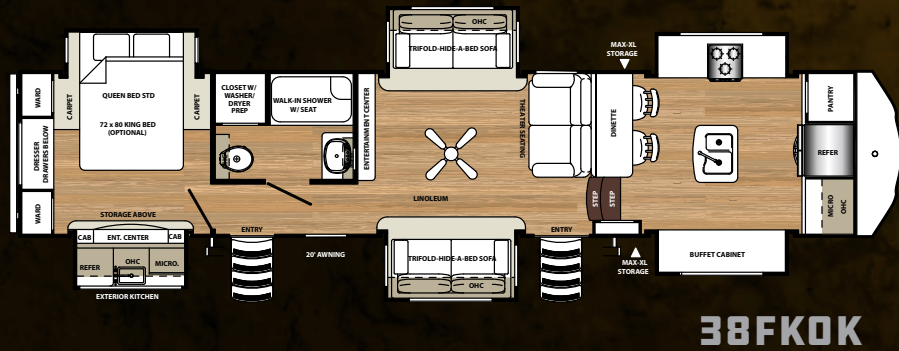
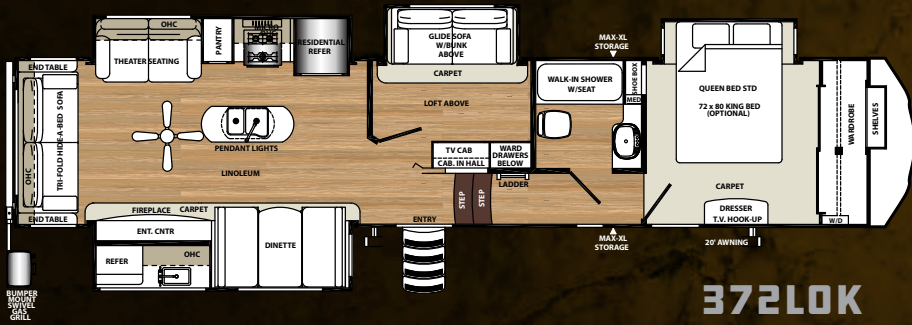
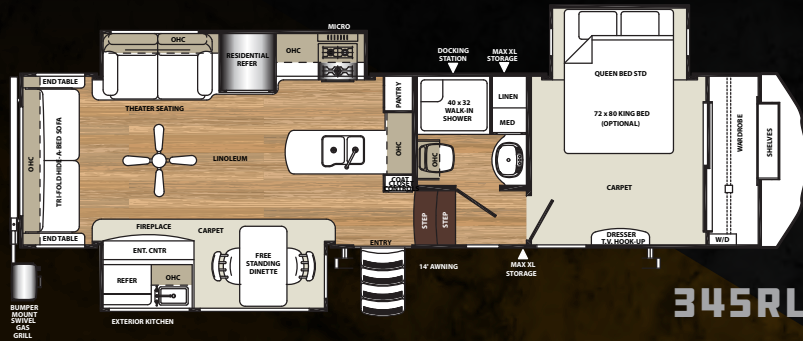
368FBDS



377FLIK



379FLOK



SPECIFICATIONS

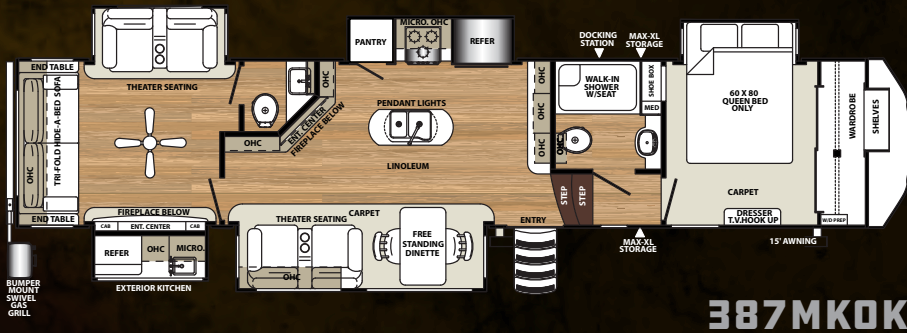
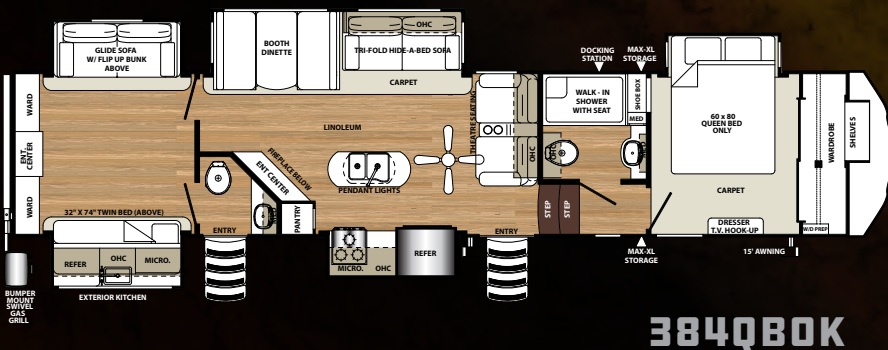
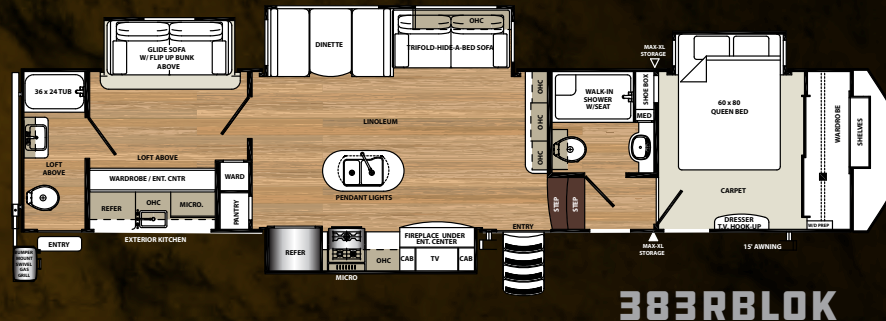
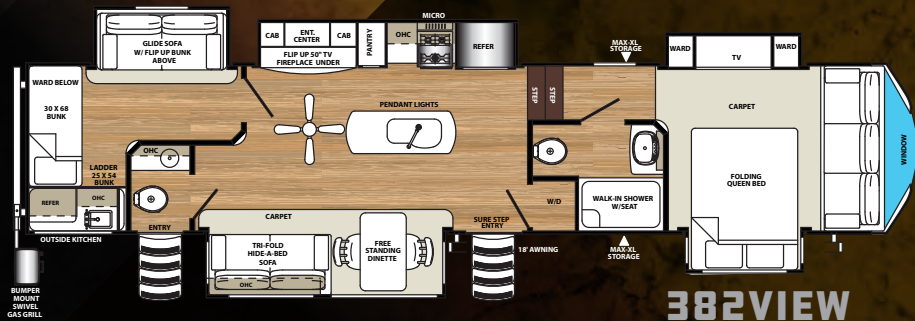
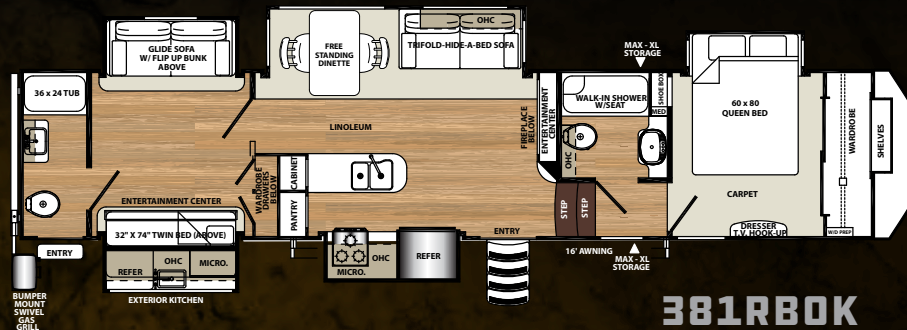
MODEL	33RLIK	345RLOK	357RE	368FBDS	372LOK	377FLIK	379FLOK	38FKOK
HITCH	1,980	TBD	2,319	2,173	2,474	2,235	2,495	2,256
UVW	10,648	10,883	11,573	11,892	12,962	12,283	12,819	12,823
GVWR	15,500	15,500	15,500	15,500	15,500	15,500	15,500	15,500
CARGO	4,852	4,617	3,927	3,608	2,538	3,217	2,681	2,677
LENGTH*	35'7"	35'3"	37'11"	41'3"	41'9"	40'7"	41'5"	41'8"
HEIGHT	13'2"	13'2"	13'2"	13'2"	13'2"	13'2"	13'2"	13'2"
AWNING	14'	14'	20'	12'	20'	21'	20'	20'
GRAY	52	134	104	104	134	134	134	134
BLACK	52	52	52	104	52	52	52	52
FRESH	60	60	60	60	60	60	60	60

*LENGTH BUMPER TO HITCH

Please see back cover for more information regarding weights.

SIERRA

FLOORPLANS




EXTERIOR KITCHEN

The Sierra exterior kitchen includes hot and cold running water and refrigerator.

INCLUDED ON THESE MODELS:

345RLOK, 372LOK, 379FLOK, 38FKOK, 381RBOK, 382VIEW, 383RBLOK, 384QBOK, 387MKOK

(387MKOK exterior kitchen shown)



SPECIFICATIONS

MODEL	381RBOK	382VIEW	383RBLOK	384QBOK	387MKOK
HITCH	2,519	2,618	2,184	2,261	2,537
UVW	13,131	12,898	13,469	13,132	13,535
GVWR	15,500	15,500	15,500	15,500	15,500
CARGO	2,369	2,602	2,031	2,368	1,965
LENGTH*	41' 8"	41' 4"	42' 2"	41' 8"	41' 7"
HEIGHT	13' 2"	13' 2"	13' 2"	13' 2"	13' 2"
AWNING	16'	18'	15'	15'	15'
GRAY	134	134	127	134	149
BLACK	82	104	82	104	82
FRESH	60	60	60	60	60

*LENGTH BUMPER TO HITCH Please see back cover for more information regarding weights.

24/7 EMERGENCY ROADSIDE ASSISTANCE

For a worry-free ownership experience Forest River includes one year of Coach-Net RV Technical & Roadside Assistance with each RV purchase. Whether new to the RV lifestyle or an experienced RV enthusiast, Forest River owners have 24/7 access to technical, operational and emergency road service coverage throughout the US & Canada. Coach-Net's fast, dependable service is just a phone call away.

Coach-Net®

RV Technical & Roadside Assistance



PRE-DELIVERY INSPECTION FACILITY

20,000 square feet of quality assurance. The bare essentials for a premium product. This state-of-the-art facility gives immediate daily feedback to production for quality assurance in every unit built.

CUSTOMER SATISFACTION



www.ForestRiverBuyLocal.com

FREE MEMBERSHIP

to Forest River Owners' Group

www.forestriverfrog.com



GVWR (Gross Vehicle Weight Rating) - is the maximum permissible weight of the unit when fully loaded. It includes all weights, inclusive of all fluids, cargo, optional equipment and accessories. For safety and product performance do NOT exceed the GVWR.

GAWR (Gross Axle Weight Rating) - is the maximum permissible weight, including cargo, fluids, optional equipment and accessories that can be safely supported by a combination of all axles.

UVW (Unloaded Vehicle Weight)* - is the typical weight of the unit as manufactured at the factory. It includes all weight at the unit's axle(s) and tongue or pin and LP Gas. The UVW does not include cargo, fresh potable water, additional optional equipment or dealer installed accessories.

*Estimated Average based on standard build optional equipment.

CCC (Cargo Carrying Capacity)** - is the amount of weight available for fresh potable water, cargo, additional optional equipment and accessories. CCC is equal to GVWR minus UVW. Available CCC should accommodate fresh potable water (8.3 lbs per gallon). Before filling the fresh water tank, empty the black and gray tanks to provide for more cargo capacity.

** Estimated average based on standard build optional equipment

Each Forest River RV is weighed at the manufacturing facility prior to shipping. A label identifying the unloaded vehicle weight of the actual unit and the cargo carrying capacity is applied to every Forest River RV prior to leaving our facilities.

The load capacity of your unit is designated by weight, not by volume, so you cannot necessarily use all available space when loading your unit.

ALL INFORMATION CONTAINED IN THIS BROCHURE IS BELIEVED TO BE ACCURATE AT THE TIME OF PUBLICATION. HOWEVER, DURING THE MODEL YEAR, IT MAY BE NECESSARY TO MAKE REVISIONS AND FOREST RIVER, INC., RESERVES THE RIGHT TO MAKE ALL SUCH CHANGES WITHOUT NOTICE, INCLUDING PRICES, COLORS, MATERIALS, EQUIPMENT AND SPECIFICATIONS AS WELL AS THE ADDITION OF NEW MODELS AND THE DISCONTINUANCE OF MODELS SHOWN IN THIS BROCHURE. THEREFORE, PLEASE CONSULT WITH YOUR FOREST RIVER DEALER AND CONFIRM THE EXISTENCE OF ANY MATERIALS, DESIGN OR SPECIFICATIONS THAT ARE MATERIAL TO YOUR PURCHASE DECISION.



SIERRA

YOUR LOCAL SIERRA DEALER



Learn More

Scan this barcode using a QR Reader on your smart phone to learn more about Forest River.



A Berkshire Hathaway company.

Forest River, Inc.
2012 Century Dr.
Goshen, IN 46528
(574) 389-4600
www.forestriverinc.com/Sierra
www.forestriveraccessories.com