

XLR
TOY HAULERS

THUNDERBOLT



FIFTH WHEELS





See XLR videos and virtual tours
at www.forestriverinc.com/XLR



*Thunderbolts are renown for modern design and ergonomic floorplans. This spacious opposing slide out living area is the perfect place for conversation and relaxation. Two electric reclining sofas feature USB charging ports. The well planned kitchen has plenty of storage and prep space, plus a stainless steel, deep bowl sink with a contemporary faucet. For added convenience, the **ONEControl™** multiplex system controls lights, awning, temperature, generator, slide outs, the leveling system and much more, with the touch of a screen or smart phone. Solid wood treaded steps to the second level add safety.*



**BOLD, LUXURIOUS
AND LOADED FOR TRUE
MULTI-PURPOSE LIVING!**

Choose your destination, load up your friends, all your gear and hit the road! Head turning Thunderbolt fifth wheels are the best toy haulers on the market today. Outstanding details include rich, Espresso cabinetry, contemporary fluted glass cabinet doors, plus LG solid surface countertops and recessed stove tops. Garage "flex-rooms" and outdoor patio configurations maximize versatility and extend living space. Solid main entry steps enhance safety. Thunderbolt toy haulers are designed to fit today's most popular side-by-sides, four wheelers, motorcycles, grills, kayaks and bicycles.



382 AMP Kick back. This electric fireplace sets the tone for a relaxing evening.

THUNDERBOLT

This spacious contemporary bathroom features a 40" shower with convenient seat, skylight, a glass door, plus plenty of storage.



Rest easy so you can get up and go! This well appointed XLR king bedroom has a slide out wardrobe, overhead storage, nightstands and a convenient USB charger.





See XLR videos and virtual tours
at www.forestriverinc.com/XLR





369 AMP Gather around for good times! This open, inviting living space features a large LED TV, contemporary fireplace and Furrion touch-screen Bluetooth stereo. Durable tile patterned Beauflor® flooring compliments the bold rich Shaker style cabinetry. The main entry door window increases natural light and improves security. Thunderbolt features a residential microwave, a recessed stove top with a high output front burner and a 22" oven, a large 12 cu. ft. 4-door gas/electric RV refrigerator, plus European styled power recliners with built-in USB chargers – all standard!



PACK FOR A PARTY!

THUNDERBOLT

Kick back and relax! This **422 AMP** has it all! It's a versatile living space with loads of easy living features inside, and it's totally decked out – with two great entertaining spaces outdoors. The side deck even includes a TV and fireplace for watching the game in style.



It's more than a garage, it's a "flex-room", with textured, gas and oil resistant industrial flooring, designed to transport today's most popular side-by-sides, 4-wheelers, motorcycles, grills, kayaks and bicycles. The max clearance dinette folds up for a full 8' of roll cage clearance, plus there's an electric HappiJac Queen bed above.

Extend your comfort zone with the standard electric awning.

The 422 AMP features a side patio deck with an electric fireplace, an LED TV and two entry doors (one to the garage, and the second to the living space).



Three-season patio door provides easy in and out access to the rear VIP deck. Removable panels over the screen doors keep dust and sand out. (Optional)

This optional VIP Patio deck features a stow away rail system, with easy to use attachment clips. It packs away easily when it's time to head out.

Raise and lower the lightweight MORryde Zero G ramp door with just one finger! Dual automotive latches and electric key lock for easy access with zero gravity resistance.



Party deck entry doors are equipped with Tread Lite aluminum triple steps

422AMP

See XLR videos and virtual tours at www.forestriverinc.com/XLR




XLR TOY HAULERS

STANDARDS & OPTIONS



Optional keyless entry



Single key lock system



Tinted safety glass windows



Black out roller shades



Hidden hinge cabinet doors



Garage entertainment center and TV



Optional JBL premium sound system



15,000 BTU Ducted Roof A/C



JBL Outside speakers




E-Z Lube® and Nev-R-Adjust® axles



Mobile Fuel Station



Main Entry Door with Friction Hinge



Washer/dryer prep



Power sofa with built-in USB charger



Solar Roof Prep



Beavertail storage bin




Girard tankless water heater



5.5kW Onan Generator



Roto Flex pin box



Pantry storage (Varies by model)



Furrion AM/FM/DVD Bluetooth stereo system



Star Energy high efficiency air conditioner system



MaxxAir power roof vent in bathroom



50 AMP service with transfer switch



Tankless water heater control (Optional)



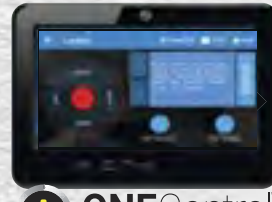
Standard convenience center keeps all your utilities in one place



110V Residential refrigerator with ice maker



Aluminum wheels, radial tires with nitrofill and No Fuss warranty, full sized spare tire



ONEControl
Powered by Lippert Components
Hydraulic 6-pt. Auto Leveling System



Deep bowl sink with pull-out faucet and solid surface countertop



Heavy-duty 5,000 lb. steel reinforced tie-down system secures cargo



STANDARDS & OPTIONS

INTERIOR DECOR

- Linen
- Mica
- Gunmetal

EXTERIOR

- 21,000 Lb. Pin Box
- Roof Solar Power Pre-wired
- Back-up Camera Prep
- Black Tank Flush
- 80% Tint Radius Safety Glass Windows
- 30 Lb. LP Bottles (2)
- 30" Radius Entry Door
- Exterior Marine Grade Speakers
- High Capacity Water Pump
- Battery Disconnect Switch
- Oversized Tank Capacities
- Collapsible Ladder

KITCHEN

- Modern Sink and Grate Style Sink Cover
- Residential Faucet
- Residential Solid Surface Countertops

- Convection Microwave
- Three Burner Cooktop and Oven with Grates
- 12 Cu. Ft. Gas/Electric Refrigerator

BATHROOM

- Skylight Over Shower
- Medicine Cabinet with Mirror
- Porcelain Toilet
- Residential Shower Curtain
- Linen Storage
- Towel Hooks

BEDROOM

- Master Suite with 66" x 80" XLR King Bed
- Solid Wood Master Suite Bedroom Door
- Oversized Under-Bed Storage
- Residential Bedspread, Headboard, Pillows
- TV and Cable Prep

- USB and 110V Outlets on Dual Nightstands

INTERIOR

- Decorative Glass Cabinet Inserts (Kitchen Upper)
- Solid Core Cabinet Stiles
- Hidden Hinge Residential Cabinet Hardware
- Full Extension Ball Bearing Drawer Glides
- Large Panoramic Windows
- Residential Power Recliners with USB Chargers
- Hardwood Maple Cabinet Doors
- Triple Zone - CD/DVD/Bluetooth Sound System
- JBL Speakers
- LCD Living Room TV
- 100 AMP Converter
- Washer/Dryer Prep
- 7' 6" Main Slide Room Height

- Crown Molding
- Dyson Cordless Vacuum

CONSTRUCTION

- High Gloss Gelcoat Fiberglass Exterior
- Two-tone Automotive Painted Fiberglass Cap
- One-piece Roof Membrane with 12 Year Warranty
- Ducted Roof A/C Distribution System
- Insulated Storage Compartment Doors
- Magnetic Storage and Entry Door Holdbacks
- Laminated and Insulated Rear Ramp Door
- Vacuum-bonded, Aluminum-framed Sidewalls
- Laminated and Insulated Slide End Walls and Roof
- Residential Wood Framed Main Floor
- 5" Radius Wood Framed Roof Rafter
- Gas/Electric Water Heater

FULL BODY PAINT

(With Premium Gel Coat Sidewalls)

- Black Pearl
- Freedom Blue
- HD Orange
- Victory Red
- Acid Green
- Custom

POPULAR OPTIONS

- Second Electric Awning with Smart Arm Controls
- Second 15K BTU Roof A/C (Bedroom Garage)
- Energy Management System Three High Efficiency A/Cs
- Multiplex System
- Three Season Door IPO Screen Wall/Tent Wall
- Girard Tankless Water Heater IPO Gas/Electric
- VIP Party Deck Steps
- 110V Residential Refrigerator Upgrade with Inverter

The collapsible ladder stores flat and is ready when you need it. Thunderbolt's NEW Zero Gravity rear door has a hidden hinge system for a clean look.



EXTENDED SEASON PACKAGE (Mandatory)

- 12V Heated Tank Pads
- Radiant Foil Insulation Technology - Roof, Slide Floors
- Front Cap and Underbelly
- MAXxAir Power Roof Vent - Main Bath
- Privacy Screen Wall
- Window Inserts
- Fully Enclosed Underbelly with Rotoflex Heat Duct

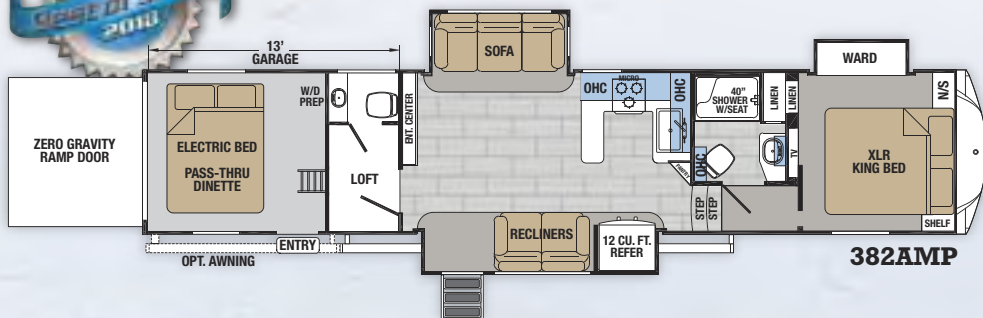
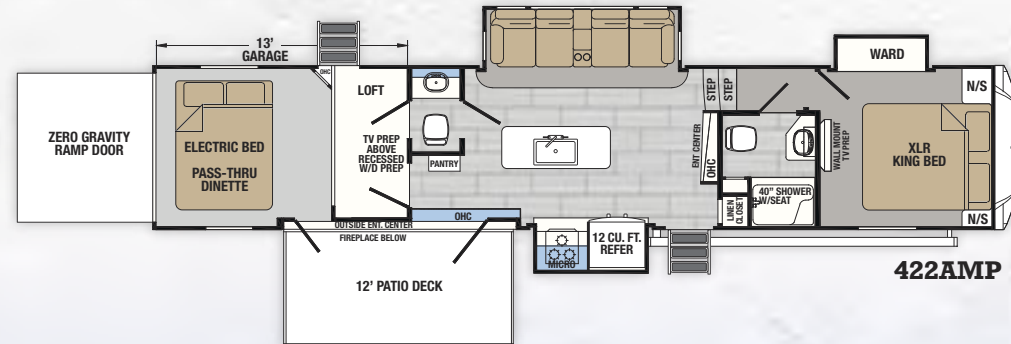
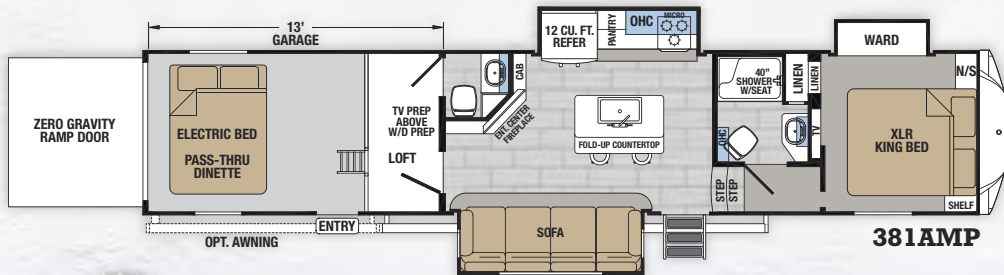
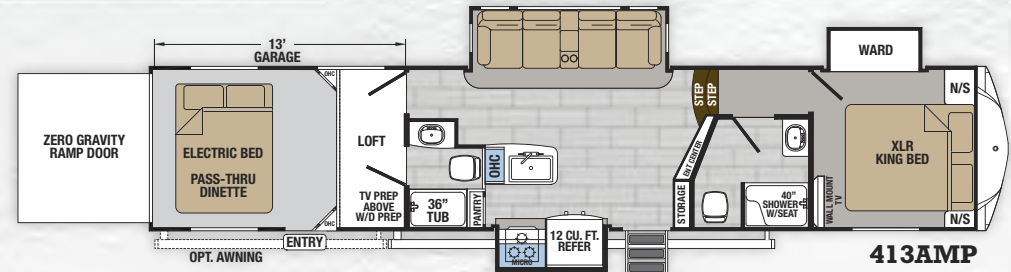
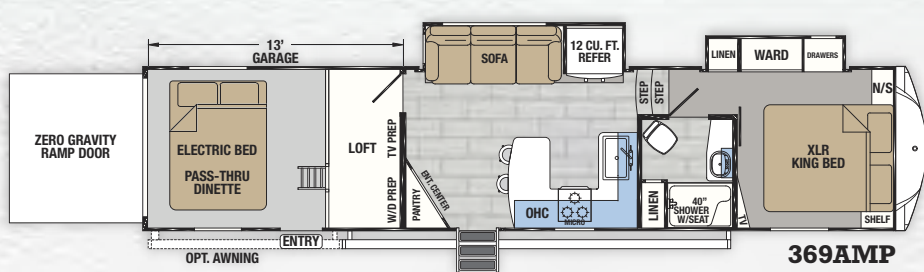
ULTIMATE PACKAGE 3 (Mandatory)

- 5.5kW Onan Generator
- Mobile Fuel Station
- Solar Roof Prep
- Single Electric Bed with Max Clearance Pass-thru Dinette
- 50AMP Service with Transfer Switch
- One Touch Hydraulic 6-Point Auto Leveling System
- MORryde CRE 3000 Suspension Enhancement
- Rotoflex Pin Box Upgrade
- Zero Gravity VIP Party Deck
- Rear Electric Awning
- Upgraded Main Entry Step
- Upgraded Main Awning with LED Lights
- Upgraded Main Entry Door with Window and Friction Hinge
- Aluminum Wheels
- 7,000 Lb. EZ-Lube® and Nev-R-Adjust® Axles
- Radial Tires with Nitrofill and No Fuss Warranty
- Full Sized Spare Tire
- 15K BTU Ducted Roof A/C
- 5,000 Lb Rated Cargo D-Rings

The off door side entrance provides convenient access to the fuel station and your toys. Main entries are equipped with quad solid steps.

THUNDERBOLT

FLOORPLANS



GVWR (Gross Vehicle Weight Rating) - is the maximum permissible weight of the unit when fully loaded. It includes all weights, inclusive of all fluids, cargo, optional equipment and accessories. For safety and product performance do NOT exceed the GVWR.

GAWR (Gross Axle Weight Rating) - is the maximum permissible weight, including cargo, fluids, optional equipment and accessories that can be safely supported by a combination of all axles.

UVW (Unloaded Vehicle Weight)* - is the typical weight of the unit as manufactured at the factory. It includes all weight at the unit's axle(s) and tongue or pin and LP Gas. The UVW does not include cargo, fresh potable water, additional optional equipment or dealer installed accessories.

*Estimated Average based on standard build optional equipment.

CCC (Cargo Carrying Capacity)** - is the amount of weight available for fresh potable water, cargo, additional optional equipment and accessories. CCC is equal to GVWR minus UVW. Available CCC should accommodate fresh potable water (8.3 lbs per gallon). Before filling the fresh water tank, empty the black and gray tanks to provide for more cargo capacity.

**Estimated average based on standard build optional equipment.

Each Forest River RV is weighed at the manufacturing facility prior to shipping. A label identifying the unloaded vehicle weight of the actual unit and the cargo carrying capacity is applied to every Forest River RV prior to leaving our facilities. The load capacity of your unit is designated by weight, not by volume, so you cannot necessarily use all available space when loading your unit.

Actual towing capacity is dependent on your particular loading and towing circumstances, which includes GVWR, GAWR and GCWR, as well as adequate trailer brakes. Please refer to the Owners Manual of your vehicle for further information. All information contained in this brochure is believed to be accurate at the time of publication. However, during the model year, it may be necessary to make revisions and Forest River, Inc., reserves the right to make all such changes without notice, including prices, colors, materials, equipment and specifications as well as the addition of new models and the discontinuance of models shown in this brochure. Therefore, please consult with your Forest River dealer and confirm the existence of any materials, design or specifications that are material to your purchase decision.

MODEL	369AMP	381AMP	382AMP	413AMP	422AMP
Hitch Weight	3140	3335	3760	3323	3643
UVW	13644	15449	15729	16280	16364
Cargo Capacity	3496	5551	5271	4720	4636
Exterior Length	39' 10"	44'	43' 9"	44' 6"	44' 6"
Exterior Height	13' 4"	13' 4"	13' 4"	13' 4"	13' 4"
Exterior Width	102"	102"	102"	102"	102"
Fresh Water (gal.)	150	102	158	158	158
Grey Water (gal.)	64	100	80	118	86
Black Water (gal.)	32	80	80	86	86
Awning Size	18'	20'	20'	20'	24'

DECOR



TURN HEADS — AMP it up! XLR Thunderbolt offers five of the hottest full body paint schemes on the road, or in the campground.

Standard Intensity Graphics Package - Aztec Grey with two-tone painted cap



Full Body Paint - Black Pearl



Full Body Paint - Victory Red



Full Body Paint - Acid Green



Full Body Paint - Freedom Blue



Full Body Paint - HD Orange



CONSTRUCTION

1. Two-tone Painted Gel Coat
Fiberglass Radius Cap
2. Molded Hitch Pin Cover
3. Radiant Foil Insulation R38 at 80°F
4. 7,000 lb. E-Z Lube® Dexter® Axles
5. 16" Radial Tires
(G-rated is optional)
6. Nitro Filled Tires (Includes one
year, no excuses warranty)
7. 5/8" Plywood Floor Decking
8. Fully Enclosed/Heated Underbelly
9. Holding Tanks Secured by
Frame Cradle
10. 3" Wood Floor Joists
with Fiberglass Insulation
11. Slam Latch Compartment Doors
12. Ultra View Frameless Windows
13. High Gloss Fiberglass Exterior
14. Laminated and Insulated Slideout
End Walls/Roof
15. Beavertail Storage Compartment
16. 1" Garage Floor Decking with
Rubberized Flooring
17. 8 Ft. Easy Lift, 3,000 lb. Ramp Door
18. One Piece Super Flex Roofing with
12 Year Materials Warranty
19. 15,000 BTU Air Conditioner
20. 6-Point Hydraulic Level-up System
21. Steel Anchor Plates for 5,000 lb.
Tie Downs
22. High Efficiency A/C Duct System
23. Vacuum Bonded Sidewall with
Block Foam Insulation
24. 3/8" Roof Decking
25. Fiberglass Roof Insulation
26. Radius Metal Roof Transition
27. Attic Vents
28. 102" Widebody Construction
29. Full Walk On Roof
30. 2" Aluminum Framed Sidewalls
31. Hydraulic Wide Stance Front
Landing Gear



See XLR videos and virtual tours
at www.forestriverinc.com/XLR



Dining Area

Garage

Bunk House



PLAY HARD AND REST EASY WITH THUNDERBOLT!

Thunderbolt Toy Haulers maximize versatility. The max clearance dinette folds up for a full 8' of roll cage clearance when loading your toys, plus there's an electric bed above. It's more than an garage, it's a "flex-room", with textured, gas and oil resistant industrial flooring, designed to transport today's most popular side-by-sides, 4-wheelers, motorcycles, grills, kayaks and bicycles. It's also a dining room, a game room/recreation area, or a private second bedroom with a second full bathroom, (select models). An optional roll-out carpet amps up the comfort.



Large Toy Capacity



PRE-DELIVERY INSPECTION FACILITY

20,000 square feet of quality assurance. The bare essentials for a premium product. This state-of-the-art facility gives immediate daily feedback to production for quality assurance in every unit built.

24/7 EMERGENCY ROADSIDE ASSISTANCE WITH VEHICLE PURCHASE*

TOWING	WINCH-OUT
JUMP-STARTS	MOBILE MECHANIC
TIRE CHANGES	TECHNICAL
FLUID DELIVERY	SUPPORT
LOCKOUT	DEALER LOCATOR
SERVICE	SERVICES



*VALID FOR 1 YEAR FROM DATE OF PURCHASE



XLR Thunderbolt by Forest River

2421 Century Drive ■ Goshen, IN 46528 ■ Phone: 574-642-0438
E-mail: XLRinfo@forestriverinc.com ■ [#XLRtoyhaulers](https://www.instagram.com/XLRtoyhaulers)
www.forestriveraccessories.com



Find us on Facebook

See XLR videos and virtual tours at www.forestriverinc.com/XLR



YOUR XLR THUNDERBOLT DEALER

FOREST RIVER OWNER "DIGITAL KIT" APP

Now you can have your Owner's Manual with you wherever you are. Download our FREE App from the App Store or Google Play and you'll have the information right at your fingertips.



CUSTOMER SATISFACTION



www.ForestRiverBuyLocal.com

FREE MEMBERSHIP
to Forest River Owners' Group

www.forestriverfrog.com



Learn More

Scan this barcode using a QR Reader on your smart phone to learn more about Forest River.



A Berkshire Hathaway company.