

GREY WOLF



WHEN THE OPEN ROAD BECKONS AND
THE ADVENTURE STIRS, GREY WOLF,
BY FOREST RIVER, WILL HELP YOU
ANSWER THE CALL.

Grey Wolf travel trailers
are built to give you
better comfort, style
and value, so you can
enjoy your travels to the
fullest. Our destination
trailers are a luxurious
end-of-the-journey
in themselves – all
available for you.





SHOWN IN NATURAL

29TE



The 29TE is the ultimate camper for the larger family. The standard 4 bunks in the rear of the coach provides extra sleeping room for kids and adults. Amenities such as the custom kitchen with a large undermount stainless sink, glass cover cook-top and stainless oven, range hood and microwave highlight the cooking area. Our oversized full pantry gives you more than enough storage for groceries and outdoor gear. Also featured is our oversized U-shaped dinette with 2 full length drawers for more room for eating and additional sleeping.





29TE



29TE

SHOWN IN NATURAL

26RR

The Grey Wolf's smart design and remarkable attention to detail is what customers experience when they step inside. A deep level of pride goes into our work and we continue to push ourselves forward when it comes to innovation.



26RR

SHOWN IN NATURAL

26DBH

The Grey Wolf by Cherokee is engineered with impeccable quality, distinctive features, superior comfort and unmatched affordability. Grey Wolf offers our customers a chance to escape the ordinary and relax, to enjoy family and friends and to see nature in all its beauty and wonder. These special life moments are the reasons we take such pride in all we do.





KITCHEN



SLIDE ROOM



CAMP KITCHEN (OPTIONAL)



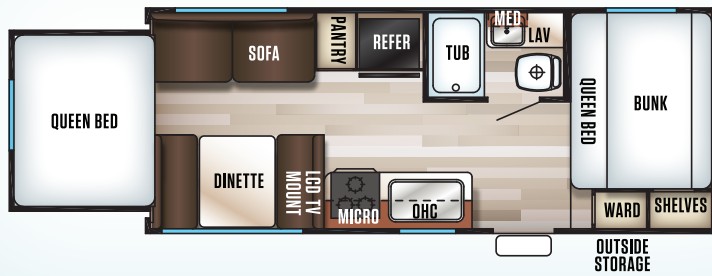
SHOWN IN NATURAL

19SM

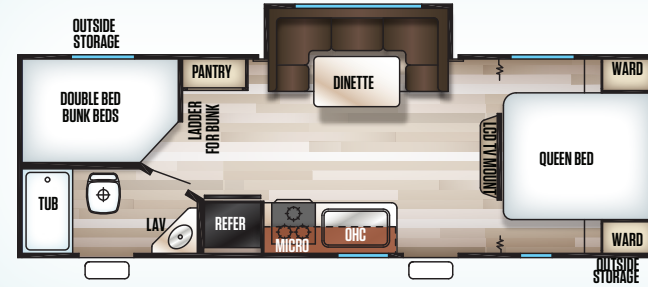
With sleeping possible for up to 8 people, this floorplan offers the greatest livability and functionality in a small package. As the queen bed slide slides back it opens the living space up to the enjoy the huge windows with great views.



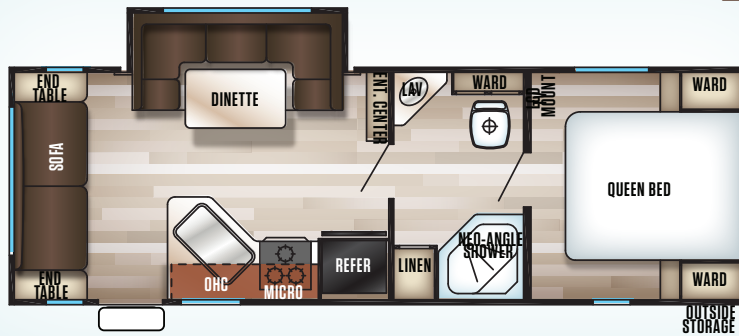
19SM



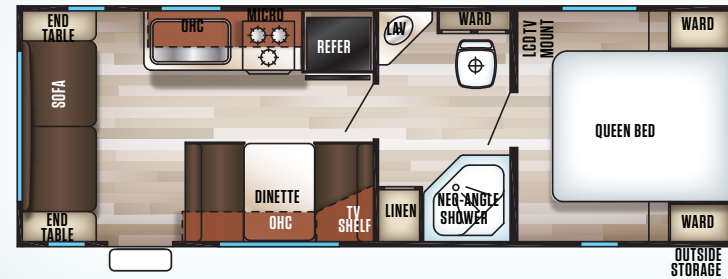
23DBH



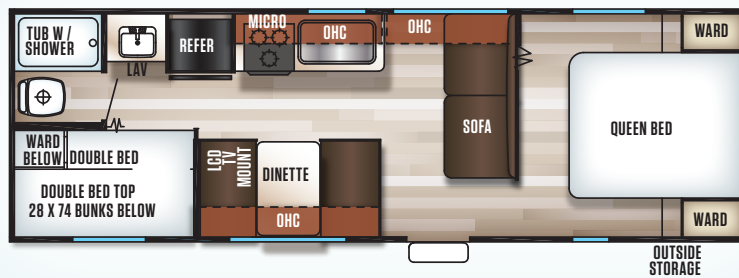
23MK



25RL



26BH

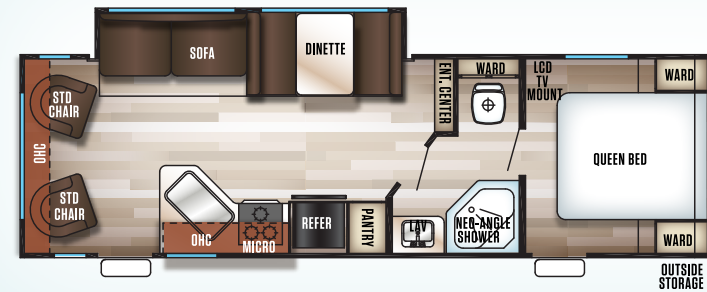


	19SM	23MK	23DBH	24RK	26BH
DRY HITCH WEIGHT (LBS.)	526	608	621	703	570
UNLOADED VEHICLE WEIGHT (LBS.)	4826	5063	5380	5252	4947
AXLE WEIGHT (LBS.)	4262	4417	4721	4511	4339
SHIP WEIGHT (LBS.)	4788	5025	5342	5214	4909
GVWR W/BRAKES (LBS.)	7608	7608	7621	7703	7570
CARGO CARRYING CAPACITY (LBS.)	2700	2545	2241	2451	2623
EXTERIOR LENGTH	24'-1"	28'-0"	29'-1"	28'-10"	29'-3"
EXTERIOR HEIGHT W/ AC	10'-6"	10'-6"	10'-6"	10'-6"	10'-6"
GREY CAPACITY (GAL)	38	38	38	38	38
BLACK CAPACITY (GAL)	38	38	38	38	28
FRESH CAPACITY (GAL)	46	46	46	46	46
SOFA SIZE	68"	68"	NA	NA	68"
AWNING SIZE	15'	15'	15'	15'	15'

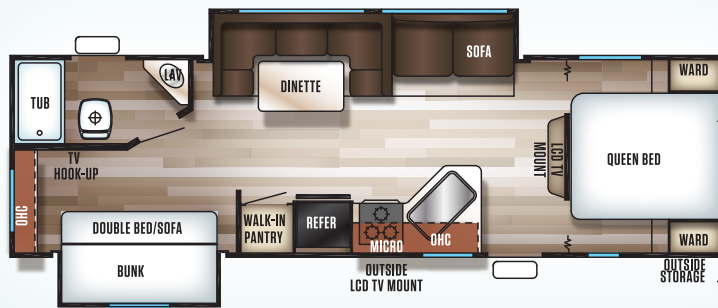
26DBH



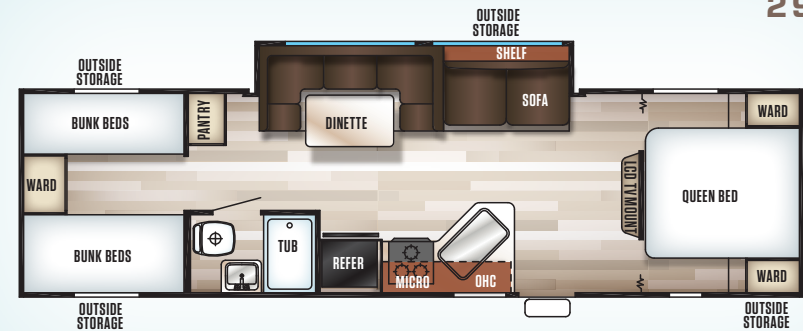
26RL



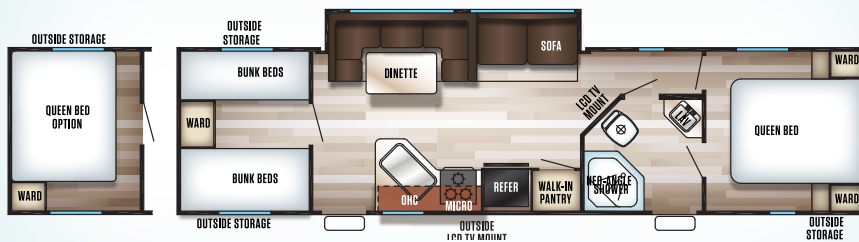
27DBS



29BH

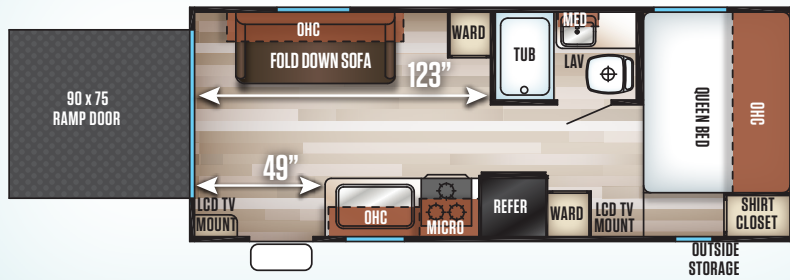


29TE

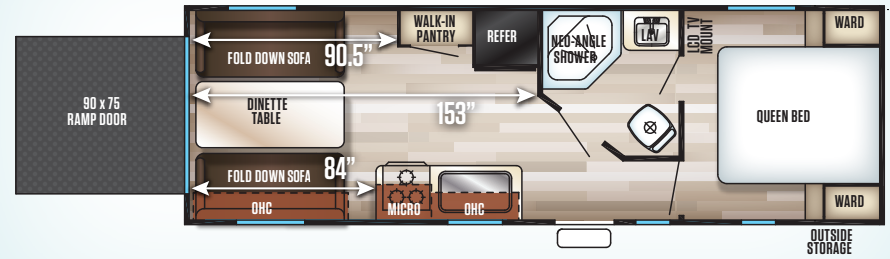


	T26DBH	26RL	27DBS	29BH	29TE
DRY HITCH WEIGHT (LBS.)	725	720	710	650	837
UNLOADED VEHICLE WEIGHT (LBS.)	5795	5806	6282	6314	6428
AXLE WEIGHT (LBS.)	5032	5048	5534	5626	5553
SHIP WEIGHT (LBS.)	5757	5768	6244	6276	6390
GVWR W/BRAKES (LBS.)	7725	7720	7710	7650	7837
CARGO CARRYING CAPACITY (LBS.)	1930	1914	1428	1336	1409
EXTERIOR LENGTH	31' 7"	30'-11"	32'-2"	33'-11"	36'-6"
EXTERIOR HEIGHT W/ AC	10'-6"	10'-6"	10'-6"	10'-8"	10'-8"
GREY CAPACITY (GAL)	38	38	38	38	38
BLACK CAPACITY (GAL)	28	28	28	28	38
FRESH CAPACITY (GAL)	46	46	46	46	46
SOFA SIZE	58"	68"	58"	58"	58"
AWNING SIZE	15'	15'	15'	15'	15'

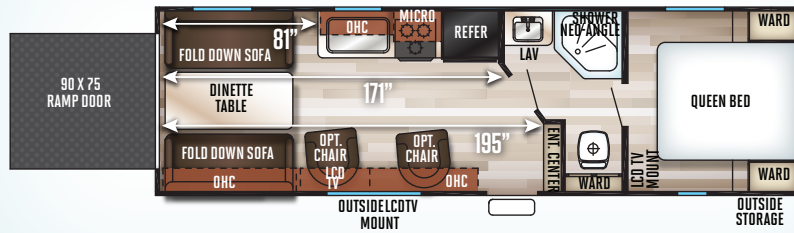
19RR



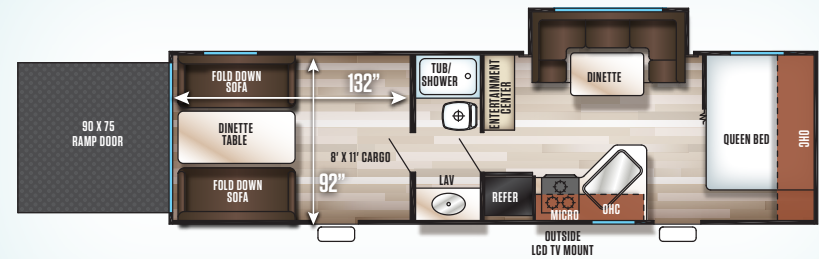
22RR



26RR



27RR



	T19RR	T22RR	T26RR	T27RR
DRY HITCH WEIGHT (LBS.)	574	686	775	934
UNLOADED VEHICLE WEIGHT (LBS.)	4180	4871	5030	5960
AXLE WEIGHT (LBS.)	3568	4147	4217	4988
SHIP WEIGHT (LBS.)	4142	4833	4992	5922
GVWR W/BRAKES (LBS.)	3394	2815	2745	1974
CARGO CARRYING CAPACITY (LBS.)	2311"	28'-10"	30'8"	33' 4"
EXTERIOR LENGTH	10'-6"	10'-6"	10'-6"	10'-6"
EXTERIOR HEIGHT W/ AC	97"	96"	97"	97"
GREY CAPACITY (GAL)	28	38	38	38
BLACK CAPACITY (GAL)	28	28	38	38
FRESH CAPACITY (GAL)	46	46	46	46
SOFA SIZE	68"	68"	68"	N/A
AWNING SIZE	15'	15'	15"	15'

LIMITED PACKAGE

** Optional package. Not all items available on all models. See participating dealers for details.*



Grey Wolf Stable Step



External LED Strip Lighting




External Scare Light



Fireplace (not available on all models)



**Kitchen Skylight W/ Shade
(N/A on FW & Destination Trailers)**



LED Interior Lights



LED Strip Lighting (not available on all models)



Mag Wheels



Night Shades (not available on all models)



Premium Teddy Bear Bunk Mats



Premium Bedding Ensemble and Comforter



**Ramp Door Patio System
(Available on RR Models Only)**

LIMITED PACKAGE

** Optional package. Not all items available on all models. See participating dealers for details.*



Upgraded Designer Glass Backsplash



Super Kitchen



Tire Pressure Monitors



Tub Surround



USB Charging Stations (Beds, Bunks, Tables where applicable)



Upgraded Entertainment Sofa with lighted cup holders and USB charging port



Upgraded Kitchen Appliance Package

BASECAMP PACKAGE

** Optional package. Not all items available on all models. See participating dealers for details.*



Back Up Camera Ready



Outside Shower with Hot and Cold Water



Friction Hinge Entrance Door



Power Awning with Blue Led Strip Lighting



Large Exterior Folding Assist Grab Handle



Black Tank Flush



Flip Down Travel Rack Shown with Optional Spare Tire (not available on all models)



Power Tongue Jack(not available on all models)



RVQ Quick Connect



Solar Prep and Wiring



Outside TV Bracket and Hook Ups

CAMPFIRE PACKAGE

** Optional package. Not all items available on all models. See participating dealers for details.*




40" Dinette Drawers x 2 (not available on all models)



Sink Cover



6 Gallon Gas/Electric DSI Water Heater



Solid Bedroom Doors (not available on all models)



DVD Player



Skylight over Tub



Oven



Cabinets in Bedroom (not available on all models)



Bathroom Fantastic Vent Fan



Ducted A/C (not available on all models)

FREE MEMBERSHIP
to Forest River Owners' Group

www.forestriverfrog.com



CUSTOMER SATISFACTION



www.ForestRiverBuyLocal.com



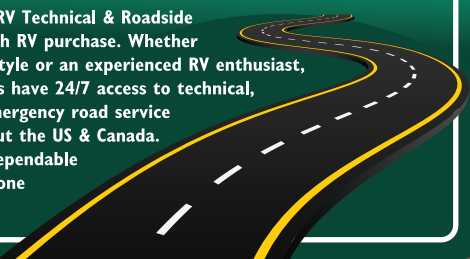
PRE-DELIVERY INSPECTION FACILITY

20,000 square feet of quality assurance. The bare essentials for a premium product. This state-of-the-art facility gives immediate daily feedback to production for quality assurance in every unit built.

24/7 EMERGENCY ROADSIDE ASSISTANCE

For a worry-free ownership experience Forest River includes one year of Coach-Net RV Technical & Roadside Assistance with each RV purchase. Whether new to the RV lifestyle or an experienced RV enthusiast, Forest River owners have 24/7 access to technical, operational and emergency road service coverage throughout the US & Canada. Coach-Net's fast, dependable service is just a phone call away.

Coach-Net[®]
RV Technical & Roadside Assistance



Learn More
Scan this barcode using a QR Reader on your smart phone to learn more about Forest River.



A Berkshire Hathaway company.



WWW.FORESTRIVERINC.COM

YOUR GREY WOLF DEALER

All information contained in this brochure is believed to be accurate at the time of publication. However, during the model year, it may be necessary to make revisions and Forest River, Inc., reserves the right to make all such changes without notice, including prices, colors, materials, equipment and specifications as well as the addition of new models and the discontinuance of models shown in this brochure. Therefore, please consult with your Forest River, Inc., dealer and confirm the existence of any materials, design or specifications that are material to your purchase decision. Litho. U.S.A. FOR 1438 P/W: 2017.11.13

Specification Definitions

GVWR (Gross Vehicle Weight Rating) - is the maximum permissible weight of the unit when fully loaded. It includes all weights, inclusive of all fluids, cargo, optional equipment and accessories. For safety and product performance do NOT exceed the GVWR.

GAWR (Gross Axle Weight Rating) - is the maximum permissible weight, including cargo, fluids, optional equipment and accessories that can be safely supported by a combination of all axles.

UVW (Unloaded Vehicle Weight)* - is the typical weight of the unit as manufactured at the factory. It includes all weight at the unit's axle(s) and tongue or pin and LP Gas. The UVW does not include cargo, fresh potable water, additional optional equipment or dealer installed accessories.

*Estimated average based on standard build optional equipment.

CCC (Cargo Carrying Capacity)** - is the amount of weight available for fresh potable water, cargo, additional optional equipment and accessories. CCC is equal to GVWR minus UVW. Available CCC should accommodate fresh potable water

(8.3 lbs per gallon). Before filling the fresh water tank, empty the black and gray tanks to provide for more cargo capacity.

** Estimated average based on standard build optional equipment

Each Forest River RV is weighed at the manufacturing facility prior to shipping. A label identifying the unloaded vehicle weight of the actual unit and the cargo carrying capacity is applied to every Forest River RV prior to leaving our facilities.

The load capacity of your unit is designated by weight, not by volume, so you cannot necessarily use all available space when loading your unit.