



Back to Basics

True Gelcoat Construction



***Find out why
Cedar Creek is the smart choice
for the experienced RV'er....***

Built for the years ahead...



Cedar Creek is dedicated to enhancing the joy of the outdoors and your peace of mind, by building better quality recreational vehicles and wide body travel trailers which are designed to withstand rugged road conditions and extreme temperatures.

Designed for Living, Cedar Creek owners appreciate the feeling of safety, security and reliability each unit provides while enjoying the comfort of a residential home as they move forward to their next big adventure.

Cedar Creek's manufacturing facility is in Topeka, Indiana. This 100,000 square foot building was built specifically for the Cedar Creek's line of products and employs over 135 men and women. Production time from beginning to end is approximately 3 days.



Construction is the #1 concern in purchasing an RV.



So with so many options available, Why make your next purchase a Cedar Creek? – Construction.

Only **3** manufacturers in the country build to the same standards as Cedar Creek.

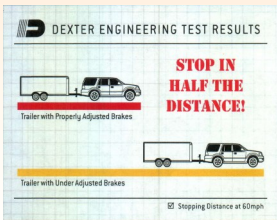
This construction is not easy. It is built from the ground up by our dedicated production team without the use of purchased lamination sidewalls and is designed for the sole purpose of serviceability in mind.



The Dexter Advantage


Cedar Creek uses the Dexter Advantage, Safety and Performance Package.

Dexter, the leading manufacturer of trailer axles and brakes for almost 60 years, has proven customer satisfaction, and a commitment to safety since 1960.



Dexter Nev-R-Adjust™ Brakes have been extensively tested and proven to reduce stopping distances up to 50% versus improperly adjusted brakes

E-Z Flex™ Heavy Duty Rubber Equalization System - 8 greased zerks per side and bronze bushings, are designed to reduce & absorb up to 80% of road stress while traveling. E-Z Flex provides a more protective ride for your trailer and cargo.



Heavy Duty, E-Z™ Lube, Dexter Axles with ST “E” & “G” Rated Tires (#6000, #7000 & #8000 axles) Makes bearing lubrication quick and easy, with no disassembly required.



Underbelly Design



Inserted into each steel frame is our one of a kind, ABS, impact resistant, waterproof, underbelly. Each 4' x 6' ABS panel is inserted front to back, inside each frame. The panels are then anchored into a braced wood backer within the frame.

This sectional design allows for easy access into the underbelly without destroying the integrity of the frame or creating areas for rust to start.



Competitors install a one piece underbelly design which is screwed into the frame.



Cedar Creek's installation of the underbelly, an R38, Radiant Shield, Thermo-foil layer, is installed, along with 2 layers of residential glass wool insulation, into the floor and underbelly.

Black, Grey, and Fresh Water tanks are installed with individual 12-volt, large surface heating pads on **ALL** tanks. These tank heaters allow for all season camping.



Heated Tank Testing

CEDAR CREEK / DOMETIC COLD ROOM TESTING								
	Underbelly Insulation	Outside Temperature at the Rear of the Coach	Outside Temperature at the front coach	Galley Tank	Fresh Tank	Black Tank	Grey Tank	Average
Competitors version of heated and enclosed underbelly	2 Layers of Residential Insulation with blown air from the furnace into the underbelly	2.48	0.5	46.76	31.46	31.82	31.64	35.42
Cedar Creek	2 Layers of Residential Insulation with Thermo-Foil Radiant Shield Insulation (R38) and 12v Tank heaters	2.48	0.68	51.98	36.86	44.24	41.72	43.7

(2) units in the same room / at the same time - Temperature measured every minute - Accumulated Testing Information
Interior Thermostat set at 70 Degrees - Average Temp During 10 hour period - Outside Temperature set to 0

Underbelly = R45


Cedar Creek's famous aluminum super-structure starts with 2"x 3" aluminum floor joists on 16" centers. Formaldehyde-free, glass wool insulation is then installed. The heat duct and water lines are protected within the frame away from exterior walls.

Our joists are then enclosed with 5/8", tongue and groove, plywood panels. (Weyerhaeuser fiberboard is commonly used by our competitors.) Each floor is bonded to the aluminum substrate with a Silaprene adhesive. This adhesive is applied along every stud within the floor. The plywood is then installed and screwed down every six inches into the aluminum stud.



"Z" Frame Design

Cedar Creek's "Z" Frame design, created 20 years ago, is now the industry standard. This unique frame was created to give our customers over 100 cu. ft. of extra front storage space. This flat floor design assists in easy removal of your heavy camping equipment.



The purpose of the tripod is to build every unit like it's hooked to your vehicle as it is traveling down the road. Common practice in the industry is to put roller wheels on the front jack legs, but not at Cedar Creek. The flex of a frame is different when it is sitting on the truck. This practice ensures a level coach, each and every time, and creates a tighter fit and finished frame.



Cabinetry

Kitchen cabinets can be one of the most striking features in a new fifth wheel. All cabinets are built from quality materials and are hand assembled by our skilled craftsmen. All hardwood and lumber core stiles are predrilled and countersunk. This creates long lasting quality cabinetry that will stand the test of time.



The Cedar Creek Advantage

Cedar Creek's famous, Handmade, ALL Aluminum Superstructures are built on 16" Centers or less, just like your home.



Individually fastened, custom “L” brackets are combined with Silaprene adhesives that are designed to bend, flex and absorb road stress. Silaprene adhesives have a 475 PSI (*Pounds per Square Inch*) and get stronger as it ages. It is resilient and has outstanding resistance to moisture, road chemicals, heat, and cold.



Cedar Creek's walls sit on top of the floor and are bolted to the outrigger. This allows for full aluminum framing around all windows and doors.

Purchased Laminated Sidewalls are

the most commonly produced sidewall in the industry. These walls start with a welded frame that generally runs every 24-"48" on center. Welded frames are not designed for strength, but for parameter structure. Polystyrene foam is placed inside the framework. The interior wall board and exterior materials are either pinch-rolled with an adhesive, or vacuum bonded into a one piece wall. The strength does not come from the frame, but from the wall being one piece. These manufacturers do not build their walls, they just assemble them.



Question: How do you repair a one piece wall if it has been damaged?

The Cedar Creek Advantage – Serviceability

High Gloss, "True" Gelcoat Exteriors are truly the best, of the best, in fiberglass exteriors.



Don't be fooled by the newer, "Gel-Coated" exteriors. Only "True" gelcoat is the thickest and retains it's color as it ages. This gelcoat exterior remains our customer's first choice for lasting beauty.



Silaprene is placed on every stud. The gelcoat is brought up to the frame and screwed around the parameter. Six foot clamps are then applied to the sidewall, compressing the exterior fiberglass into the adhesive while it cures.



Cedar Creek get's its strength from the frame, not from lamination. It can be easily repaired, never worry about delamination, and enhance your resale value.

Insulation

Next, we glue residential, Formaldehyde-Free, glass wool insulation in-between the frame, expanding the insulation to its' fullest capacity. This thermal and acoustical insulation is made of long, resilient glass fibers bonded with a thermosetting resin. Bonded glass is dimensionally stable and allows better coverage through out the entire coach than our competitors.

Also our paneling is formaldehyde free, meaning Forest River beats all competitors with one of the strictest guidelines in formaldehyde emissions in the country.




NAIMA

Designed to meet the FTC's thermal
performance requirements

16 C.F.R Part 460




Roof = R40



Our 5" aluminum roof rafters allow us to run a full 8" wide, race track, duct system. This allows more ducted air flow compared to our competitors 5" wide duct. Circular ducting ensures uniform cooling with (1) standard air conditioner or upgrading to an optional 2 air conditioning system.



Triple layered residential insulation is installed including a Radiant Thermo-Foil, with an R-value of 38, which is wrapped underneath the front cap.



A full length 3/8" wood decking, for a full walk-on roof, is screwed, not stapled, into place. Our final step is adding a two-ply, Tuff ply™, rubber roof membrane with a built-in fire retardant and 12 year warranty.



Dometic High Performance Air Conditioners

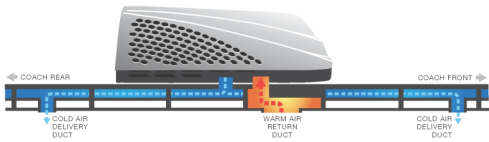
Our Cedar Creek units feature Dometic's top of the line "Whisper Quiet", "HP (high performance)" air conditioner. This step-up air conditioning unit has a larger compressor and lower power draw. The "HP" circulates 26% more air into the coach compared to a standard air. The in-ceiling cold air returns become a more efficient residential system. Recycling cooler air from inside the coach. This system provides a quiet atmosphere just like home. Rest easy knowing that with dual zone controls, you have the coolest system available in RV living .



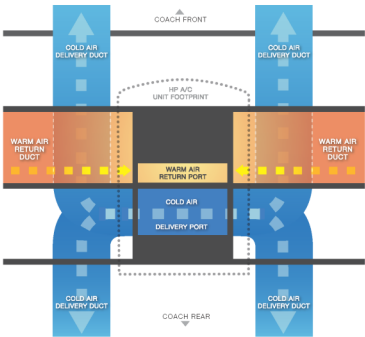
The Best in Air Conditioning



Dometic Quiet Zone™ Air Return System



How it works: The Quiet Zone System feeds cool air directly into the ductwork system. Cool air enters a port built into the rafters at the first stage of distribution. Warm air is pulled through a separate ductwork system to be vented to the outside. This residential style system keeps noise and vibration away from the living space for quiet, cool comfort.



Testing/Inspection

To ensure that you are extremely pleased with the Cedar Creek you buy, we inspect every unit in a variety of ways.



100 lb. air pressure tests are done on all the gas and water lines midway in the manufacturing process. This ensures that all of the utility lines are installed properly as the unit is being assembled.



Hydraulics are the most powerful and reliable systems in fifth wheels.



All slide-rooms and hydraulic jacks are tested right on the production line to ensure proper working order. This process eliminates air bubbles within the hydraulic lines.



Our inspectors conduct water pressure tests as the unit goes down the production line. This is done by filling all water lines up into the shower and sinks.

I travel not to go anywhere, but to go. I travel for travel's sake, the great affair is to move. - Robert Louis Stevenson

To ensure that you are extremely pleased with the your Cedar Creek, air is blown inside each unit during the final finish process, to ensure that windows and doors are sealed properly. This is achieved by spraying soapy water around all exterior openings to discover where air is leaking out.



Weekly, Cedar Creek units are put through Forest River's pre-delivery inspection facility. This gives our customers 20,000 square feet of quality assurance. This state-of-the-art facility gives immediate, daily feedback, to production for quality assurance in every unit built.



Now you can see why Cedar Creek is the smart choice for the experienced RV'er. We have taken every step to ensure that you not only have an RV that will last a very long time, but one that will provide you all of the comforts and conveniences of home that you expect on the road.

***To watch our production video please visit our website
at www.forestriverinc.com/cedarcreek***

More Reasons to Buy Cedar Creek



ConnectAnywhere



Optional King Satellite System



FISHER & PAYKEL

INSIGNIA™

FURRION



Forest River Exclusive
Interactive Owner's Manual
Mobile App



All Fifth Wheels are Prepped
for Optional Rear Wireless
Cameras



One Year of Saferide™ RV
Roadside Assistance



Owner Membership
Forest River Owners
Group



A Berkshire Hathaway company.

Forest River Inc./ Cedar Creek Division
501 Hawpatch Road/Topeka, IN 46571
Phone: 260-593-4000

www.forestriverinc.com/cedarcreek