

# ACTION CAMPING

**XLR**  
TOY HAULERS

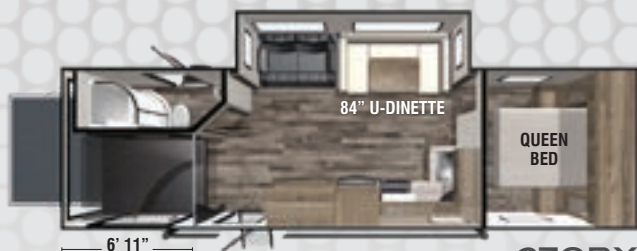
**BOOST**



21QBS



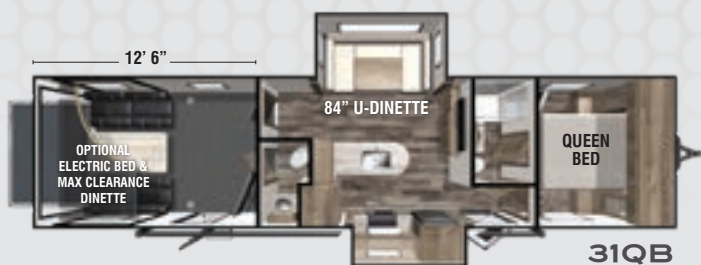
27QB



27QBX



29QBS



31QB



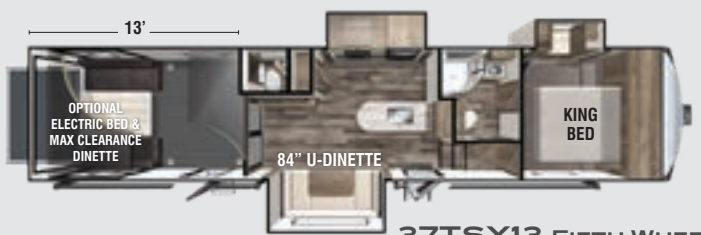
28RZR16 FIFTH WHEEL



32RZR14 FIFTH WHEEL



36TSX16 FIFTH WHEEL



37TSX13 FIFTH WHEEL

Actual towing capacity is dependent on your particular loading and towing circumstances, which includes GVWR, GAWR and GCWR, as well as adequate trailer brakes. Please refer to the Owners Manual of your vehicle for further information. All information contained in this brochure is believed to be accurate at the time of publication. However, during the model year, it may be necessary to make revisions and Forest River, Inc., reserves the right to make all such changes without notice, including prices, colors, materials, equipment and specifications as well as the addition of new models and the discontinuance of models shown in this brochure. Therefore, please consult with your Forest River dealer and confirm the existence of any materials, design or specifications that are material to your purchase decision. ©2019 XLR, a Division of Forest River, Inc., a Berkshire Hathaway company. All Rights Reserved. 9/19





## STANDARD EQUIPMENT

### EXTERIOR

13.5K Main A/C w/ Ducted Roof Vents, Friction Hinge Main Entry Door w/ Large Grab Handle, Smooth Metal Front (TT), Color Metal Bands On Sidewall, Body Armor Enclosed & Insulated Underbelly, Heated Underbelly, Enclosed Holding Tanks, Extra Large 1 1/2" Fresh Water Drain Valve, Seamless EPDM Rubber Roof, Premium Electric Coated or Powder Coated Frames, TV Antenna, Marine Grade External Speakers, Moisture Barrier Floor Enclosure, Pet Leash, Hot & Cold Shower Box, 30 Gallon Fuel Station w/ Gen Prep, 12'-18' Power Awning w/ LED Lighting, Under Unit Accent Lighting, 5" Radius Wood Framed Roof, Laminated Aluminum Framed Ramp Door, Insulated Storage Doors, 100 Gallon Fresh Water Tank, Oversized Tank Capacities, Battery Disconnect Switch, High Capacity Water Pump, 20# LP Bottles (2) w/ Cover, Radius Safety Glass Windows, Full Sized Spare Tire, Black Tank Flush, Back Up Camera Prep, Roof Solar Prep, Rear Spoiler Over Ramp Door, Rear LED Strip Lighting Over Door, Black Steel Wheels w/ Nitrogen Filled Radial Tires, 5,000 lb. D-Rings, RVQ Quick Connect, No Wheel Wells, 48" LED Front Fiberglass Cap Lighting (FW), Fiberglass Front Cap w/ Paint (FW), Diamond Plate Front Rock Guard (TT), 30AMP Service (TT), 50AMP Service (FW), Detachable Marine Grade Power Cord, Upgraded Main Entry Step, Walk on Roof, Oil and Gas Resistant Residential Linoleum, Power Tongue Jack or Landing Gear

### INTERIOR

Dual Zone / HDMI / BT / 2 Zone / APP, 2 Interior Speakers, 17" Black Oven w/ Glass Cooktop LED Lighting, .9 Black Microwave, 10CF - 12VDC Black Stainless Steel Refrigerator, 35,000 BTU Forced Air Ducted Furnance, Deep Seated Stainless Steel Kitchen Sink, Oval Residential Stainless Steel Lavy Sink, Residential Pull Down Sprayer Faucet, Stainless Steel Sink Cover Grate / Cutting Surface, Residential Solid Surface Countertops, Ball Bearing Extension Drawer Guides, Pre-drilled and Screwed Cabinetry, Solid Core Cabinet Stiles, LED Interior Lighting, High Definition LED Television, Quick Recovery Water Heater, Double Entrance Bathroom (FW), Skylight Over Shower, Power Vent Fan, Medicine Cabinet With Mirror, Plastic Foot Flush Toilet, Residential Walk In Showers, Night Stands / Bedside Shelves, USB Chargers, Master Suite Queen Bed (TT), Master Suite King Bed (FW), Outside TV Brackets, Sat and Cable Prep, Screen Wall, Oil and Gas Resistent Garage Flooring (FW), Oil and Gas Resistent Residential Linoleum, Large Panoramic Windows, Upgraded Residential Furniture, Residential Decorative Sheet, Solid Interior Passage Doors, Fireplace - 5,000 BTU

## MANDATORY

### REV PACKAGE

LED TV, 100 Gallon Fresh Water Capacity, 30 Amp Service w/ Detachable Cord (Travel Trailers Only), 50 Amp Service w/Detachable Cord (Fifth Wheels Only), Fireplace, Back Up Camera Ready, Bathroom Vent Fan, 10CF - 12V Black Stainless Steel Refrigerator, 17" Oven w/ 3 Burner Cooktop w/ Glass Cover, .9 Microwave, Slim Range Hood Vent, BT100 - 2 Zone, HDMI, BT Radio, 2 Interior Speakers & 2 Exterior Speakers, \*External Fuel Cell w/ Pump, External LED Strip Lighting, LED Frame Lighting, Friction Door Hinge, \*Generator Prep, LED Interior Lights, Outside TV Bracket and Hook Ups, Power Awning, Power Tongue Jack (Travel Trailers Only), Residential Kitchen Faucet, Ramp Light, RVQ Quick Connect, Roof Solar Prep, Decorative Vinyl Flooring, Spare Tire, Black Steel Wheels, Battery Disconnect, 5,000lbs Tiedowns, Hot and Cold Outdoor Shower, Enclosed Under Belly

\* N/A on 27QBX

## OPTIONS

- 15k Main A/C IPO 13.5K
- 2nd 13.5K A/C (Requires 50AMP - 31QB & 29QBS Located In Garage)
- 50 AMP Service (TT)
- 4.0 Onan Generator (TT - N/A with 50AMP or 27QBX)
- 5.5 Onan Generator (Requires 50AMP on TT - N/A 27QBX & 21QBS)
- Electric Stabilizer Jacks
- Industrial Garage Rubber Floor (TT)
- Electric Bed w/ Max Clearance Pass Thru Dinette (TT - N/A 27QBX)
- Electric Bed w/ Max Clearance Pass Thru Dinette (FW)
- Ramp Door Patio System
- Roof Ladder - Collapsible
- Ultracold Weather Heated Holding Tank 12V Pads
- Euro Recliner Black Leather
- Sofa Slide IPO Dinette Slide (29QB, 31QB, 37TSX13) (STD 36TSX16)
- 58" Steel Roll Over Sofa Off Door Side IPO Fireplace (28RZR16)

- 58" Steel Roll Over Sofa Door Side (28RZR16, 21QBS, 27QB N/A, 32RZR14)
- TT Highgloss Fiberglass Ext Sidewall
- FW Highgloss Fiberglass Ext Sidewall (Mandatory 37TSX13 & 36TSX16)
- 8CF Gas/Electric RV Refrigerator
- Alumafoil Insulation
- Inverter 1500W
- Renewable Energy Pkg (100W Flex Solar Panel, Control Panel, Wiring)

SPECS	21QBS	27QB	27QBX	29QBS	31QB	28RZR16	32RZR14	36TSX16	37TSX13
Hitch Weight	992 lb	1,082 lb	1,238 lb	1,214 lb	1,465 lb	2,090 lb	2,226 lb	2,705 lb	2,958 lb
UVW	6,310 lb	6,385 lb	7,479 lb	8,449 lb	9,320 lb	8,603 lb	9,560 lb	13,055 lb	12,687 lb
CCC	4,882 lb	3,600 lb	3,959 lb	2,965 lb	4,145 lb	5,487 lb	4,666 lb	4,800 lb	4,999 lb
Exterior Length	26' 11"	31' 0"	33' 7"	36' 10"	39' 3"	33' 2"	33' 8"	43' 9"	39' 9"
Exterior Height	12' 5"	12' 5"	12' 5"	12' 5"	12' 5"	12' 5"	13' 5"	13' 5"	13' 5"
Exterior Width	102"	102"	102"	102"	102"	102"	102"	102"	102"
Fresh Water	100 gal	100 gal	100 gal	100 gal	100 gal	100 gal	100 gal	100 gal	100 gal
Gray Water	38 gal	38 gal	76 gal	38 gal	38 gal	38 gal	38 gal	76 gal	38 gal
Black Water	38 gal	38 gal	38 gal	38 gal	76 gal	38 gal	38 gal	76 gal	76 gal
Awning Size	15'	15'	15'	15'	15'	15'	15'	12' & 12'	12' & 12'



# ACTION CAMPING

685 E. Main Street / Butler, IN 46721  
Phone: 574-327-2686  
E-mail: XLRinfo@forestriverinc.com

