

WOLF PACK

GARAGE FIFTH WHEEL &
GARAGE TRAVEL TRAILER BUNK HOUSES

CHEROKEE



WOLF PACK

GARAGE FIFTH WHEEL + GARAGE TRAVEL TRAILER BUNK HOUSES





365PACK16

PLATINUM PACKAGE:

- *Not all items available on all models
- 100 Gallon Fresh Water Capacity
- 2nd Large 15,000 BTU Air Conditioner in Bedroom (5th Wheels Only)*
- 5,000 BTU Fireplace (Enclosed Garage Models Only)*
- Aluminum Wheels
- Back Up Camera Ready
- Bathroom Fantastic Vent Fan
- Cold Weather, 12 Volt Holding Tank
- Heat Pads
- Collapsible Roof Ladder
- Detachable Coil Spray Hose
- Drop In Cooktop w/Glass Cover and Oven
- Dual Purpose Backsplash/Cutting Board
- External 30-Gallon Fuel Station*
- Forced Air Heated Underbelly & Enclosed Holding Tanks
- Friction Hinge Door
- Full Generator Prep*
- HappiJac Bed Lift System
- Industrial Rubber Garage Floor (Enclosed Garage Models Only)*
- Internal Accent LED Strip Lighting*
- LP Quick Connect for RVQ Grill (Grill Not Included)
- Outside TV Bracket and Hook Ups
- Power Awning w/LED Accent Lighting
- Power Front Landing Gear & Rear Stabilizer Jacks (5th Wheels Only)*
- Power Tongue Jack (TT only)*
- Premium Teddy Bear Bunk Mats

- Pull Out Kitchen Faucet/Sprayer
- Ramp Door Cables (TT Only)*
- Ramp Door Patio Deck Railing System (Fifth Wheels Only)
- Rear Canvas Screen/Tent Wall
- Residential Black Stainless Steel Farm Sink
- Sink Cover
- Solar Prep and Wiring
- Spare Tire
- Tire Pressure Monitors
- Upgraded Hypoallergenic Evergreen Mattress
- USB Charging Stations (Beds, Bunks, Living Area)
- Washer/Dryer Prep (Enclosed Garage 5th Wheels Only)*
- Wolf Pack King Bed (66 1/2" X 74")
- Wolf Pack Stable Step
- Zebra Shades in Living Room

- Large Exterior Folding Grab Handle
- LED Interior/Exterior Lights
- Outside Shower With Hot And Cold Water
- Quick Connect Coil Spray Hose
- Quick Recovery Water Heater
- Real Wood Cabinet Doors and Drawers
- Roof Ducted A/C
- Seamless Countertop
- Sky Light Over Shower

FIFTH WHEEL OPTIONS

- 5.5 Onan Generator
- 12 Cubic Foot Gas/Electric RV Refrigerator
- Theater Seat and Sleeper Sofa Combo (315PACK12 Only)
- Party Sofa with Recliners (F325PACK13 only)
- Black Euro Recliner Chair
- 2nd Black Euro Recliner Chair
- Ramp Door Patio Steps
- Juice Pack

STANDARD PACKAGE

- 102" Widebody Design
- 30 Amp Service* (Travel Trailers Only)
- 5/8" Tongue and Groove Plywood Floors
- 50 Amp Service* (Fifth Wheels Only)
- Black Tank Flush Out Connection
- Detachable Power Cord
- External High Output LED Loading Light
- Large 10.8 Cu/Ft. 12V Refrigerator
- Large 15,000 BTU Air Conditioner
- Large 35,000 BTU Forced Air Ducted Furnace

TRAVEL TRAILER OPTIONS

- 4.0 Onan Generator
- 8 Cu/Ft. Gas/Electric RV Refrigerator
- Power Stabilizer Jacks (N/A 24PACK14)
- Party Sofa with Recliners (25PACK12+ Only)
- Ramp Door Patio Deck Railing System
- Black Euro Recliner Chair
- 2nd Black Euro Recliner Chair
- Ramp Door Patio Steps
- Juice Pack



365PACK16 | BEDROOM



365PACK16

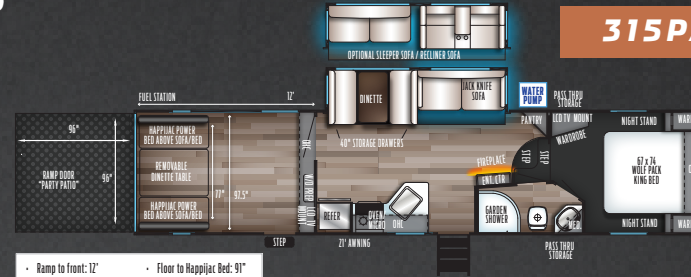
305PACK22

FIFTH WHEELS



- Ramp to front: 22"
- Floor to Happijac Bed: 91"
- Sofa to Sofa (hanging): 77"

315PACK12



- Ramp to front: 12"
- Floor to Happijac Bed: 91"
- Sofa to Sofa (hanging): 77"

335PACK13

325PACK13



- Ramp to front: 13"
- Floor to Happijac Bed: 91"
- Sofa to Sofa (hanging): 77"
- Floor to Loft: 75"



- Ramp to front: 13"
- Floor to Happijac Bed: 91"
- Sofa to Sofa (hanging): 77"
- Floor to Loft: 75"

365PACK16



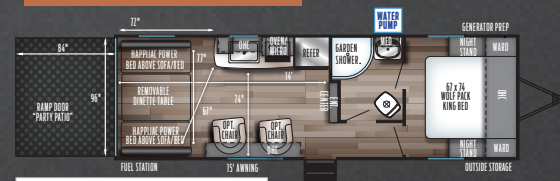
- Ramp to front: 15'10"
- Floor to Happijac Bed: 91"
- Sofa to Sofa (hanging): 77"
- Floor to Loft: 75"

23PACK15



- Ramp to Front Counter: 15"
- Wall to Slide (In): 70"
- Garage Door to Floor to Happijac Bed: 81"
- Sofa to Sofa (Hanging): 77"
- Garage Door to Rear Slide Wall: 81"

24PACK14+



- Ramp to front: 14"
- Wall to countertop: 74"
- Sofa (hanging) to Countertop (straight): 63"
- Floor to Happijac Bed: 81"
- Sofa (hanging) to Countertop (angle): 67"

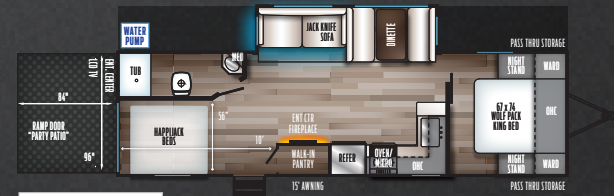
TRAVEL TRAILERS

25PACK12+



- Ramp to front: 12"
- Floor to Happijac Bed: 81"
- Sofa to Sofa (hanging): 77"

27PACK10



- Ramp to front: 10"
- Floor to Happijac Bed: 75 3/4"

CUSTOMER SATISFACTION



www.ForestRiverBuyLocal.com

AXLE WEIGHT
HITCH WEIGHT
UVW
CCC
GVWR
EXTERIOR LENGTH
EXTERIOR HEIGHT
EXTERIOR WIDTH
FRESH WATER
GREY WATER
BLACK WATER
AWNING

FIFTH WHEELS

	305PACK22	315PACK12	325PACK13	335PACK13	365PACK16
AXLE WEIGHT	8470	8726	9496	9675	9618
HITCH WEIGHT	2462	2036	2270	2915	2825
UVW	10932	10762	11766	12590	12443
CCC	5530	3274	4504	4287	4382
GVWR	16462	14036	16270	16915	16825
EXTERIOR LENGTH	38'3"	39'3"	40'5"	41'2"	43'7"
EXTERIOR HEIGHT	13'5"	13'5"	13'5"	13'5"	13'5"
EXTERIOR WIDTH	102	102	102	102	102
FRESH WATER	100	100	100	100	100
GREY WATER	38	38	38	38	76
BLACK WATER	38	38	76	76	76
AWNING	21'	21'	24'	27'	27'

TRAVEL TRAILERS

23PACK15	24PACK14+	25PACK12+	27PACK10
6422	5358	7504	6740
1098	1015	1142	1236
7520	6373	8646	7976
3738	3612	2696	3422
11258	9985	11342	11436
33'5"	31'0"	37'7"	33'7"
12'5"	12'5"	12'5"	12'5"
102	102	102	102
100	100	100	100
38	38	38	38
38	38	38	38
15'	15'	21'	15'



PRE-DELIVERY INSPECTION FACILITY

20,000 square feet of quality assurance. The bare essentials for a premium product. This state-of-the-art facility gives immediate daily feedback to production for quality assurance in every unit built.

FIND OUT MORE AT:

[HTTP://WWW.FORESTRIVERINC.COM/FIFTH-WHEELS/WOLFPACK](http://WWW.FORESTRIVERINC.COM/FIFTH-WHEELS/WOLFPACK)

FREE MEMBERSHIP
to Forest River Owners' Group

www.forestriverfrog.com



YOUR WOLF PACK DEALER



Learn More
Scan this barcode using a QR Reader on your smart phone to learn more about Forest River.



A Berkshire Hathaway company.

All information contained in this brochure is believed to be accurate at the time of publication. However, during the model year, it may be necessary to make revisions and Forest River, Inc., reserves the right to make all such changes without notice, including prices, colors, materials, equipment and specifications as well as the addition of new models and the discontinuance of models shown in this brochure. Therefore, please consult with your Forest River, Inc., dealer and confirm the existence of any materials, design or specifications that are material to your purchase decision. Litho. U.S.A. FOR 1707 P/W: 2019.11.05

24/7 EMERGENCY ROADSIDE ASSISTANCE WITH VEHICLE PURCHASE*

TOWING
JUMP-STARTS
TIRE CHANGES
FLUID DELIVERY
LOCKOUT
SERVICE

WINCH-OUT
MOBILE MECHANIC
TECHNICAL
SUPPORT
DEALER LOCATOR
SERVICES



*VALID FOR 1 YEAR FROM DATE OF PURCHASE

Specification Definitions

GVWR (Gross Vehicle Weight Rating) - is the maximum permissible weight of the unit when fully loaded. It includes all weights, inclusive of all fluids, cargo, optional equipment and accessories. For safety and product performance do NOT exceed the GVWR.

GAWR (Gross Axle Weight Rating) - is the maximum permissible weight, including cargo, fluids, optional equipment and accessories that can be safely supported by a combination of all axles.

UVW (Unloaded Vehicle Weight)* - is the typical weight of the unit as manufactured at the factory. It includes all weight at the unit's axle(s) and tongue or pin and LP Gas. The UVW does not include cargo, fresh potable water, additional optional equipment or dealer installed accessories.

*Estimated average based on standard build optional equipment.

CCC (Cargo Carrying Capacity)** - is the amount of weight available for fresh potable water, cargo, additional optional equipment and accessories. CCC is equal to GVWR minus UVW. Available CCC should accommodate fresh potable water

(8.3 lbs per gallon). Before filling the fresh water tank, empty the black and gray tanks to provide for more cargo capacity.

** Estimated average based on standard build optional equipment

Each Forest River RV is weighed at the manufacturing facility prior to shipping. A label identifying the unloaded vehicle weight of the actual unit and the cargo carrying capacity is applied to every Forest River RV prior to leaving our facilities.

The load capacity of your unit is designated by weight, not by volume, so you cannot necessarily use all available space when loading your unit.