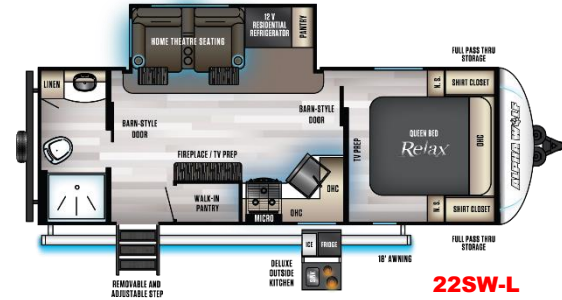


# ALPHA WOLF

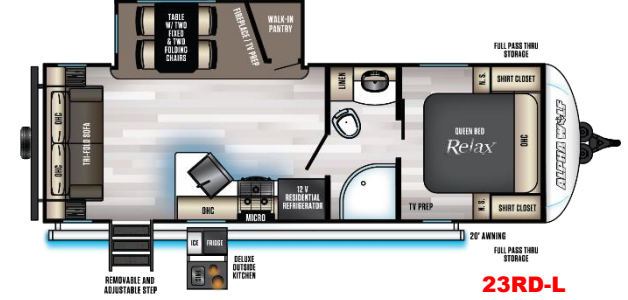


# ALPHA WOLF

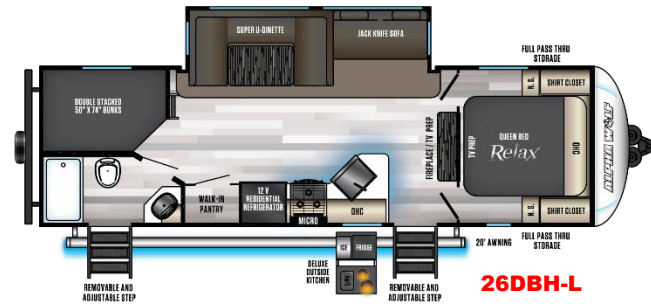
**WE HAVE A DIVERSE, FEATURE-RICH, FLASHY AND INNOVATIVE FLOOR PLAN LINEUP. WHETHER YOU ARE A MORE WEIGHT/LENGTH CONSCIOUS INDIVIDUAL, A WEEKEND WARRIOR, OR A MORE PERMANENT RESIDENT...WE HAVE WHAT YOU NEED.**



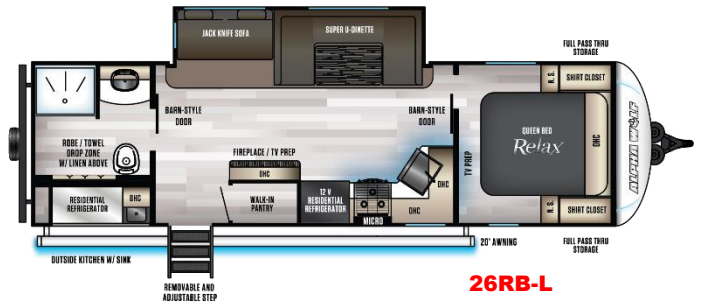
**22SW-L**



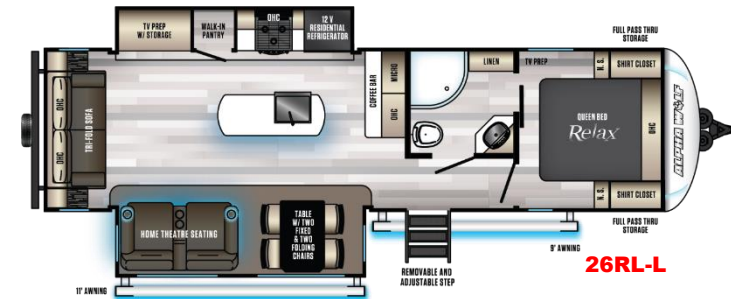
**23RD-L**



**26DBH-L**



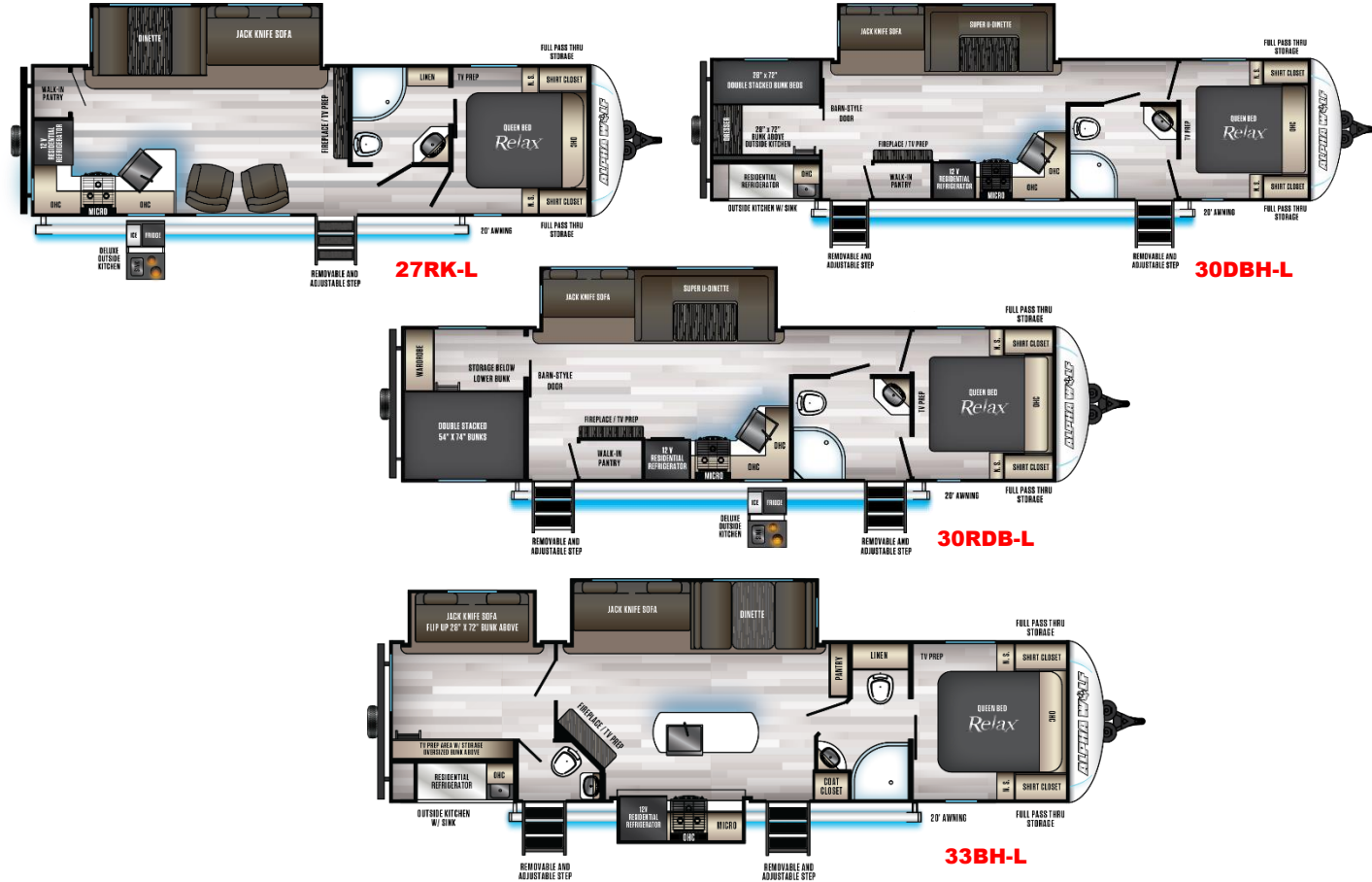
**26RB-L**



**26RL-L**



# ALPHA WOLF





## SALES FEATURE GUIDE

In order to make purchasing our product easy...and we all like easy, we have divided our features up in to two different categories. First and foremost are the ***“Twelve Pack”*** features. These are our most important features as it pertains to other competitive brands. They set us apart and they will provide you with the information you need to make a well educated buying decision.

We don't stop at just 12...this product is also packed with ***“Other Outstanding Features”***. They are illustrated in the slides that follow. They are important and do a great job at illustrating why we are the fastest growing fifth wheel in North America.

*\*Not all features may be available on all models. Recent market conditions may require component changes/substitutions/deletions – consult your sales representative for any exclusions\**

# ALPHA WOLF

## ALPHA WOLF

“TWELVE PACK”

### EXTERIOR FEATURES

FEATURE	BENEFIT
ONE PIECE FIBERGLASS, GEL-COATED, FRONT CAP WITH LED STRIP LIGHTS	Aesthetically pleasing. Increases structural integrity and product longevity. More aerodynamic than conventional fiberglass wrapped fronts.
ALPHA “STEP ABOVE” ENTRY STEP	600 lb. weight rating, adjustable, prepped for side grab handle, oversized landing, quick release and protective laser etched kick plate (all entries).
UPGRADED, 2" THICK, ALUMINUM FRAMED, LAMINATED, BLOCK FOAM INSULATED EXTERIOR WALLS	50% better insulation than competitive brands, increased sound dampening ability and improved structural integrity.
WIRELESS REAR OBSERVATION CAMERA WITH MICROPHONE/ SPEAKER AND NIGHT MODE OPERATION	Constant viewing access during day or night. Easily communicate when parking. Compatible with Android/iOS devices, High resolution anti-fog lens coating
POWER TONGUE JACK	High capacity lifting capability (3500 lbs.), lighted for safety and evening arrivals, powered for ease of use.
TUFFLEX™ PVC ROOF MEMBRANE	15 Year warranty, solar reflective, tear and puncture resistant, UV resistant, superior adhesion to substrate

• NOT ALL ITEMS AVAILABLE ON ALL MODELS

## ALPHA WOLF

“TWELVE PACK”

### INTERIOR FEATURES

FEATURE	BENEFIT
CANNON™ 12V HIGH EFFICIENCY 11 CU. FT. RESIDENTIAL REFRIGERATOR	Largest size in its class, digital thermostat and cooling fans. Low power consumption, travel lock and on/off switch
TOTAL CONTROL® SMART RV TECHNOLOGY	Wireless operation of multiple light zones, awning, monitor panel and all slides safely. Quickly allows for campsite setup/tear down from the convenience of your smart phone.
OVERSIZED PANTRY IN EVERY MODEL	More than enough storage space to house all your dry goods, cleaning supplies, and extend your family's camping trip.
ZEBRA SHADES IN MAIN LIVING AREA	Exclusive, industry first feature that conveniently allows the customer to control interior lighting from filtered to blackout.
OVERSIZED 15,000 BTU DUCTED AIR CONDITIONER	Largest standard AC in its class to keep your family comfortable during the warmer days with Quick Cool grate for immediate cooling.
200W CEILING MOUNTED SUB WOOFER	Turn those rainy days into an IMAX experience. Get the most out of your favorite playlists. Base level easily controlled from hand unit.

• NOT ALL ITEMS AVAILABLE ON ALL MODELS



# ALPHA WOLF

## "TWELVE PACK FEATURES" (EXTERIOR 6)

1. One Piece Fiberglass, Gel-Coated, Front Cap with LED Strip Lights
2. Alpha "Step Above" Entry Step(s)
3. Upgraded 2" Thick, Aluminum Framed, Laminated, Block Foam Insulated Exterior Walls.
4. Wireless Rear Observation Camera
5. Power Tongue Jack
6. Tufflex PVC Roof Membrane with 20 Year Warranty

## OTHER OUTSTANDING EXTERIOR FEATURES

7. Dual 20# LP Bottles with Cover
8. 100% Dark Tinted, Safety Glass Entry Door(s) with Friction Hinge, Viewing Window and Shade Prep
9. Exterior Backlit Speakers and TV Mount Located Under Awning
10. Tire Pressure Safety Sensors
11. Armored Underbelly Tank Enclosure and Forced Air to All Holding Tanks.
12. Aluminum Rims with Radial Tires and Tire Pressure Safety Sensors.



## OTHER OUTSTANDING EXTERIOR FEATURES

13. Leash Latch Exterior Pet Safety Tether.
14. Full Size Pass Thru Basement with LED Motion Lights, Slam Latches and Magnetic Holdbacks.
15. Outside Kitchen (Contents of Kitchen Vary by Model) with LP Quick Connect
16. Extendable Entry Grab Handle (Main Entry).
17. 20' Awning Length (Excludes 22SW @ 18')
18. Fully Walkable Roof Decking (3/8")
19. Outside Shower with Hot and Cold Water
20. Quick Clean Waste Tank Sprayer
21. Convenience Light At Utility Center

# ALPHA WOLF



## "TWELVE PACK FEATURES" (INTERIOR 6)

1. Cannon, 12V High Efficiency, 11 Cu. Ft. Residential Refrigerator.
2. Total Control Smart RV Technology
3. Oversized Pantry In Every Model
4. Zebra Shades In main Living Area
5. Oversized 15,000 BTU Ducted Air Conditioner
6. 200W Ceiling Mounted Sub Woofer


## OTHER OUTSTANDING INTERIOR FEATURES

7. High Rise Kitchen Faucet with Sprayer Head, Farm Style Sink and Hand Sanitizing Station.
8. Backlit Range with Glass Cover
9. Removable Butcher Block Kitchen Backsplash.
10. Double Port USB/110V Charging Station (Multiple Locations Throughout Units).
11. Full Main Floor Lino Covering with Clean Sweep Design (No Heat Vents in Floor).
12. 5/8" Tongue and Groove Plywood Floor Decking.
13. Pots and Pans Drawers with All Booth Style Dinettes
14. Seamless, High Impact, laminate Countertops.
15. Laser Blue Ambient Interior Accent Lighting
16. Dual Zone, Bluetooth Stereo, Optimized for USB Flash Drives, IPOD's and Other MP3 Players





# ALPHA WOLF



## OTHER OUTSTANDING INTERIOR FEATURES

- 17. High Power, Multi-Speed Bath Fan.
- 18. Oversized Shower with Skylight
- 19. Motion Sensing Night Light.
- 20. Residential Size Bath Sink.
- 21. Porcelain, Foot Flush Stool.
- 22. Pleated Shades in Bedroom/Bunkroom
- 23. Dual Bed Side Night Stands with 110V Outlet and Dual Port USB.
- 24. Deluxe Bedding Package with Oversized Pillow Shams
- 25. Individual reading lights.
- 26. Full Under Bed Storage with Strut Lift Assist.
- 27. LED Lighting Throughout Unit.





***ALPHA WOLF***

**THANK YOU!**

