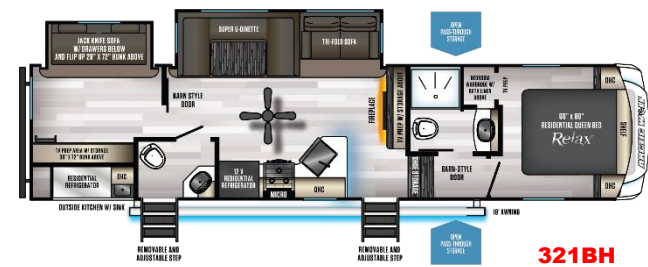
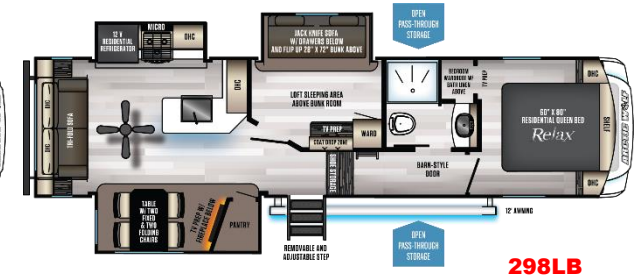
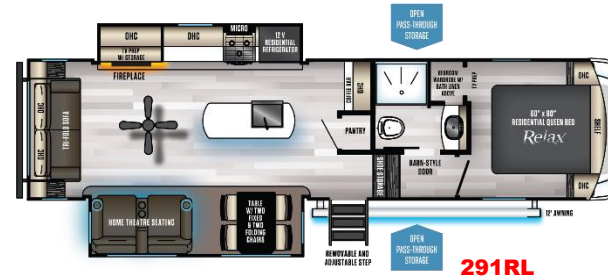
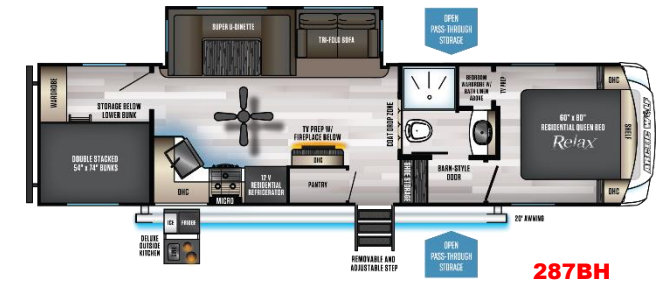
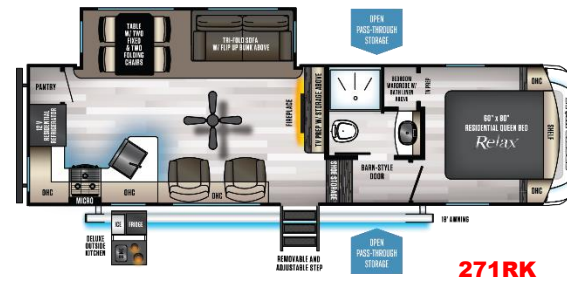


# ARCTIC WOLF



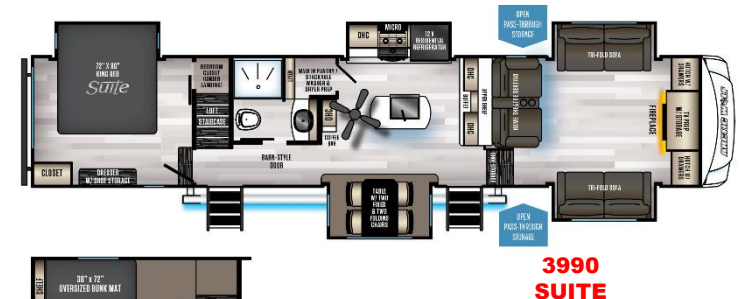
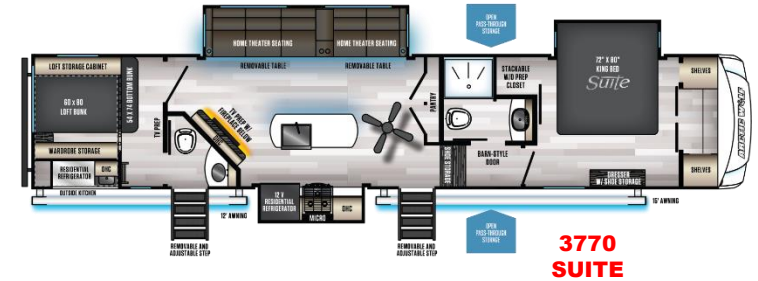
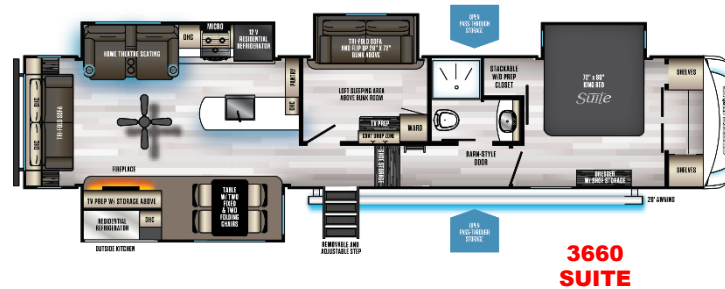
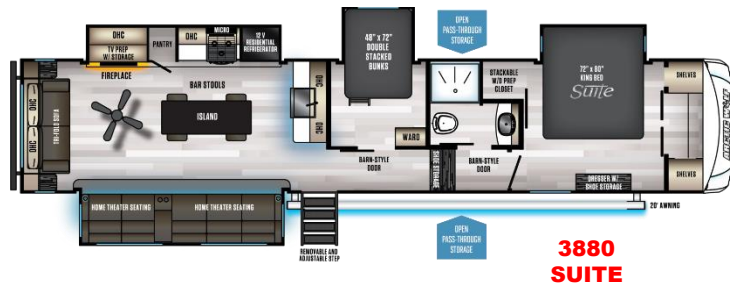
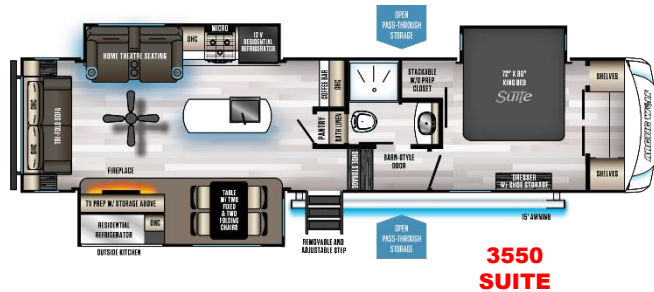
# ARCTIC WOLF

**IF WEIGHT AND/OR LENGTH IS A CONCERN,  
WE'VE GOT YOU COVERED...WE HAVE THE BEST  
VALUE PROPOSITION AND MOST WEIGHT  
CONCIOUS FIFTH WHEEL LINEUP IN THE RV INDUSTRY.**



# ARCTIC WOLF

**IF YOU WANT MORE SQUARE FOOTAGE AND STILL HAVE YOUR EYE ON THE WEIGHT FACTOR, THEN LET US INTRODUCE YOU TO THE MOST INNOVATIVE, FULL FEATURED, AND COST EFFECTIVE BED SLIDE FIFTH WHEEL OFFERING AVAILABLE TODAY!**







## SALES FEATURE GUIDE

In order to make purchasing our product easy...and we all like easy, we have divided our features up in to two different categories. First and foremost are the ***“Twelve Pack”*** features.

These are our most important features as it pertains to other competitive brands. They set us apart and they will provide you with the information you need to make a well educated buying decision.

We don't stop at just 12...this product is also packed with ***“Other Outstanding Features”***. They are illustrated in the slides that follow. They are important and do a great job at illustrating why we are the fastest growing fifth wheel in North America.

*\*Not all features may be available on all models. Recent market conditions may require component changes/substitutions/deletions – consult your sales representative for any exclusions\**

# ARCTIC WOLF

## ARCTIC WOLF

### "TWELVE PACK"

EXTERIOR FEATURES	
FEATURE	BENEFIT
GROUND CONTROL 3.0 <sup>®</sup> AUTOMATIC ELECTRIC LEVELING SYSTEM	Levels and stabilizes your unit. Dual control panels, fast operation and has a hitch height memory.
ARCTIC "STEP ABOVE" ENTRY STEP	500 lb. weight rating, adjustable, prepped for side grab handle, oversized landing, quick release and protective laser etched kick plate (all entries).
UPGRADED, 2" THICK, ALUMINUM FRAMED, LAMINATED, BLOCK FOAM INSULATED EXTERIOR WALLS	50% better insulation than competitive brands, increased sound dampening ability and improved structural integrity.
100% DARK TINTED, SAFETY GLASS ENTRY DOOR(S) WITH FRICTION HINGE, VIEWING WINDOW AND SHADE PREP	Another Cherokee exclusive. Sleek modern look, no fear of slamming with friction hinge, shade can be easily added for total privacy.
WIRELESS REAR OBSERVATION CAMERA WITH MICROPHONE/SPEAKER AND NIGHT MODE OPERATION	Constant viewing access during day or night. Easily communicate when parking. Compatible with Android/iOS devices. High resolution anti-fog lens coating
TUFFLEX <sup>™</sup> PVC ROOF MEMBRANE	15 Year warranty, solar reflective, tear and puncture resistant, UV resistant, superior adhesion to substrate

\* NOT ALL ITEMS AVAILABLE ON ALL MODELS

## ARCTIC WOLF

### "TWELVE PACK"

INTERIOR FEATURES	
FEATURE	BENEFIT
CANNON <sup>™</sup> 12V HIGH EFFICIENCY 11 CU. FT. RESIDENTIAL REFRIGERATOR	Largest size in its class, digital thermostat and cooling fans. Low power consumption, travel lock and on/off switch
TOTAL CONTROL <sup>®</sup> SMART RV TECHNOLOGY	Wireless operation of multiple light zones, awning, monitor panel all slides, and auto level system. Quickly allows for campsite setup/tear down from the convenience of your smart phone.
6'4" SLIDE ROOM HEIGHT (MAIN LEVEL FLOOR SLIDES)	Up to 8" more headroom than competitive brands allowing for larger panoramic windows and increased storage where applicable.
ZEBRA SHADES IN MAIN LIVING AREA	Exclusive, industry first feature that conveniently allows the customer to control interior lighting from filtered to blackout.
80" RESIDENTIAL LENGTH MATTRESS (60" X 80" NON-BED SLIDES) AND (72" X 80" BED-SLIDES)	Residential size sleeping space with full walkaround access and underbed storage.
50 AMP SERVICE WITH 15K AC AND 2ND AC PREP	Provides additional power cushion for modern appliances, largest standard AC in its class with the capability to expand cooling output to double. 2nd AC STD on bed slide models.

\* NOT ALL ITEMS AVAILABLE ON ALL MODELS

# ARCTIC WOLF

## "TWELVE PACK FEATURES" (EXTERIOR 6)

1. Ground Control 3.0 Automatic Electric Leveling System
2. Arctic "Step Above" Entry Step(s)
3. Upgraded 2" Thick, Aluminum Framed, Laminated, Block Foam Insulated Exterior Walls.
4. 100% Dark Tinted, Safety Glass Entry Door(s) with Friction Hinge, Viewing Window and Shade Prep.
5. Wireless Rear Observation Camera
6. Tufflex PVC Roof Membrane with 20 Year Warranty

## OTHER OUTSTANDING EXTERIOR FEATURES

7. Supersized, Central Air Conditioning Unit (15,000 BTU) with Quick Cool Dump Feature.
8. Minimum 20' of Awning Coverage, 12V, Controllable with Total Control App. Feature.
9. Exterior Backlit Speakers Located Under Awning
10. Gel Coated, Aerodynamic Front Cap with Accent Lighting




## OTHER OUTSTANDING EXTERIOR FEATURES

11. Armored Underbelly Tank Enclosure and Forced Air to All Holding Tanks.
12. Aluminum Rims with Radial Tires and Tire Pressure Safety Sensors.
13. Leash Latch Exterior Pet Safety Tether.
14. Full Size Pass Thru Basement with LED Motion Lights, Slam Latches and Magnetic Holdbacks.
15. Outside Kitchen (Contents of Kitchen Vary by Model).
16. Extendable Entry Grab Handle (All Entries).
17. Exterior Auto Level Controls.



# ARCTIC WOLF



## "TWELVE PACK FEATURES" (INTERIOR 1-3)

1. Cannon, 12V High Efficiency, 11 Cu. Ft. Residential Refrigerator.
2. 6'-4" Slide Room Height (Main Level Floor Slides)
3. Zebra Shades in Main Living Area

## OTHER OUTSTANDING INTERIOR FEATURES

4. High Rise Kitchen Faucet with Sprayer Head and Hand Sanitizing Station.
5. Backlit Range with Pots and Pans Drawer.
6. Removable Butcher Block Kitchen Backsplash.
7. Deluxe Theatre Seating with Heat, Light, Center Console Storage and Massage.
8. 200W Ceiling Mounted Sub Woofer.
9. Ceiling Fan in Living/Kitchen Area.
10. Double Port USB/110V Charging Station (Multiple Locations Throughout Units).
11. Deluxe Tri-Fold Hide a Bed Sofa Sleeper.
12. 5200 BTU Electric Fireplace with Multiple Heat Settings.
13. Full Main Floor Lino Covering with Clean Sweep Design (No Heat Vents in Floor).
14. Black Stainless Steel, Single Bowl, Farm Style Kitchen Sink.
15. Seamless, High Impact, laminate Countertops.



# ARCTIC WOLF



## "TWELVE PACK FEATURES" (INTERIOR 4-6)

4. Total Control Smart RV Technology.
5. 80" Residential Length Mattress (60"x80" Non-Bed Slides) and 72"x80" Bed Slides). Full Under Bed Storage.
6. 50 AMP Service with 2<sup>nd</sup> AC Prep (2<sup>nd</sup> AC Standard on Bed Slide Models).

## OTHER OUTSTANDING INTERIOR FEATURES

16. Full Front Closet with Sliding Mirrored Doors and Multiple Storage Partitions/Shelves (Bed slide Models).
17. LED Lights Throughout.
18. Vented Side Slide Windows (Bed Slide Models).
19. Secondary Bedroom Closet with Washer/Dryer prep (Bed Slide Models).
20. Full Floor Lino Covering with Clean Sweep Design (No Heat Vents in Floor).





# ARCTIC WOLF



## OTHER OUTSTANDING INTERIOR FEATURES

21. High Power, Multi-Speed Bath Fan.
22. Oversized Shower with Skylight and Self Cleaning, Slow-Retract Door
23. Motion Sensing Night Light.
24. Residential Size Bath Sink.
25. Porcelain, Foot Flush Stool.
26. Pleated Shades in Bedroom with Dual Cross Ventilation Windows.
27. Pleated Shades in Bedroom with Dual Cross Ventilation Windows.
28. Dual Bed Side Night Stands with Storage Drawers, Floor Storage, 110V Outlet and Dual Port USB.(Front Queen Bed Models Only).
29. Deluxe Bedding Package with Oversized Pillow Shams
30. Oversized Dual Wardrobe Storage with TV Prep and Oversized Tote Storage Underneath.



***ARCTIC WOLF***

**THANK YOU!**

