

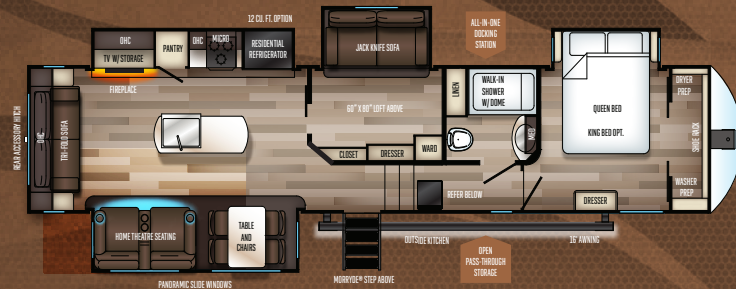


SABRE

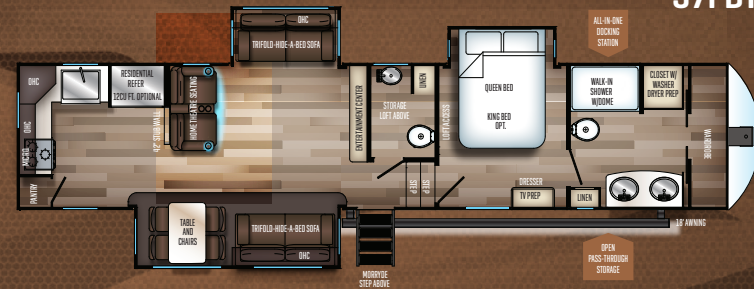
FIFTH WHEELS



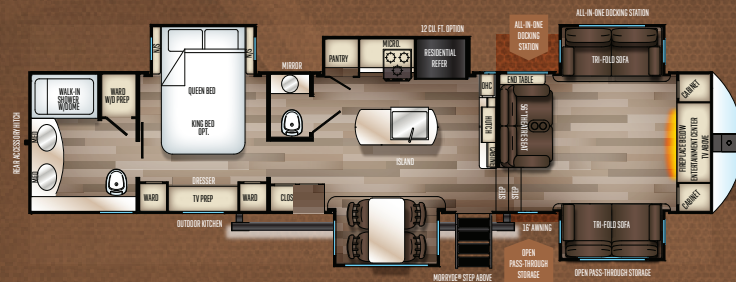
36BHQ



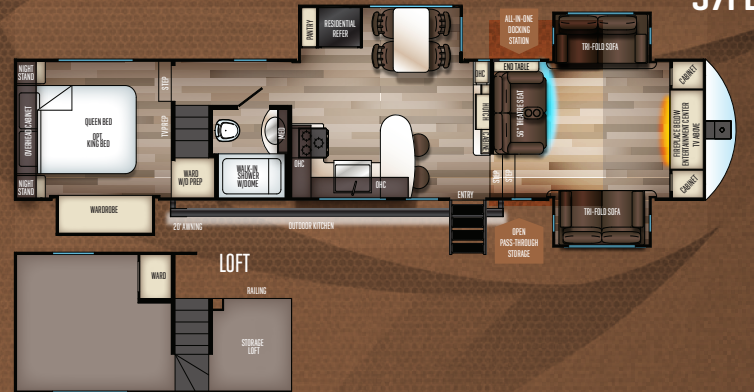
37FBT



37FLH



37FL

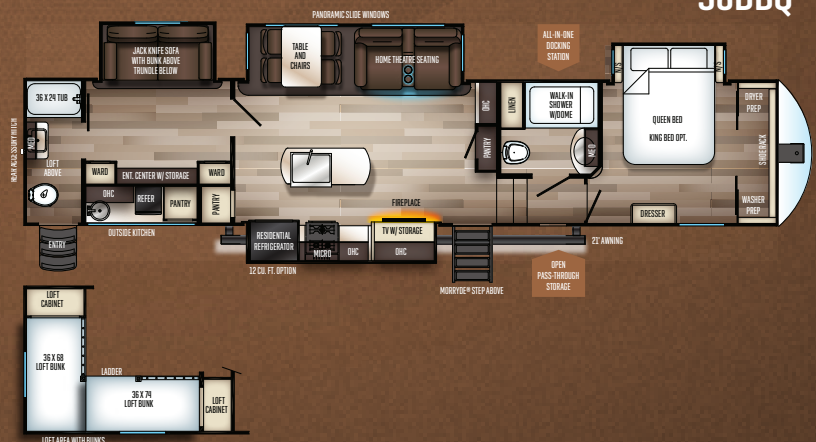


GET MORE!

WEIGHTS & MEASURES

	36BHQ	37FBT	37FLH	37FL	38DBQ
HITCH WEIGHT (LB.)	2095 LB.	2100 LB.	2740 LB.	2570 LB.	2030 LB.
UVW (LB.)	11943 LB.	11338 LB.	11683 LB.	11880 LB.	12493 LB.
CCC (LB.)	2472 LB.	3082 LB.	2717 LB.	2972 LB.	2037 LB.
EXTERIOR LENGTH	42' 0"	42' 8"	42' 2"	42' 9"	42' 7"
EXTERIOR HEIGHT	12' 7"	13' 5"	13' 5"	13' 5"	13' 5"
EXTERIOR WIDTH	96"	96"	96"	96"	96"
FRESH WATER (GAL.)	49 GAL.	49 GAL.	49 GAL.	49 GAL.	49 GAL.
GRAY WATER (GAL.)	76 GAL.	76 GAL.	76 GAL.	76 GAL.	114 GAL.
BLACK WATER (GAL.)	38 GAL.	76 GAL.	76 GAL.	38 GAL.	76 GAL.
AWNING SIZE (FT.)	16'	18'	21'	20'	21'

38DBQ





PRE-DELIVERY INSPECTION FACILITY

20,000 square feet of quality assurance. The bare essentials for a premium product. This state-of-the-art facility gives immediate daily feedback to production for quality assurance in every unit built.

24/7 EMERGENCY ROADSIDE ASSISTANCE WITH VEHICLE PURCHASE*

TOWING
JUMP-STARTS
TIRE CHANGES
FLUID DELIVERY
LOCKOUT
SERVICE

WINCH-OUT
MOBILE MECHANIC
TECHNICAL
SUPPORT
DEALER LOCATOR
SERVICES



*VALID FOR 1 YEAR FROM DATE OF PURCHASE



Learn More

Scan this barcode using a QR Reader on your smart phone to learn more about Forest River.



A Berkshire Hathaway company.

WWW.FORESTRIVERINC.COM/SABRE

All information contained in this brochure is believed to be accurate at the time of publication. However, during the model year, it may be necessary to make revisions and Forest River, Inc., reserves the right to make all such changes without notice, including prices, colors, materials, equipment and specifications as well as the addition of new models and the discontinuance of models shown in this brochure. Therefore, please consult with your Forest River dealer and confirm the existence of any materials, design or specifications that are material to your purchase decision. Litho. U.S.A. FOR 1792 P&W: 2020.08.13

FREE MEMBERSHIP
to Forest River Owners' Group

www.forestriverfrog.com



STANDARDS & OPTIONS

SABRE COBALT PACKAGE

not all items available on all units

- Quick Recovery 10 Gallon DSI Water Heater
- "Whisper Cool" 15k BTU Dual Circular Ducted Air Conditioner W/Thermostat
- 50 Amp Detachable Marine Style Power Cord
- 50 Amp Standard
- Ambient Power Awning With LED Lighting & Bluetooth Functionality
- Aluminum 8 Lug Wheels With EZ Lube Hubs
- Cellular Wifi Prep
- Convenient Sewer Hose Storage
- Gen 3 Electric Auto-Leveling System W/Bluetooth Compatibility
- E-Z Prep Exterior TV Hookup With Co-Ax Connection To All TVs
- E-Z Maintenance Roof Ladder
- Friction Hinge Entry Door
- Polar Shield Package For All Seasons Functionality
- High Gloss Gelcoat Front Cap With LED Lighting
- Clean Sweep Linoleum Flooring - Main Floor & Upper Deck

- Outdoor Grill Prep With LP Quick Connect
- Reflective "White Performance" 2" Vacuum Bonded Laminated Sidelwalls
- Solid Bond Reflective White PVC Roof Membrane
- Quick Check Tire Pressure Safety Sensors
- Universal Docking Station With Black Tank Flush And Hot/Cold Shower
- Versatile 2" Rear Accessory Hitch w/ 300 lb Weight Rating (N/A 37FLL)
- Slide Topper Prepped

BLACK DIAMOND PACKAGE

- "Quik Prep" 30" Microwave
- Black Opal Appliance Accents
- Insta-Flame Commercial Grade Range With Glass Cover And Pots & Pan Drawer
- "Germ Assassin" Hand Sanitizer Station
- High Rise Deluxe Pull Down Kitchen Faucet With Spring Spout
- Colossal Residential Fridge W/1000 Inverter
- Led Accent Lighting Under Island Kitchen Countertop

- Lighted Pantry With Motion Sensors
- Residential Style Farm Sink With Cover
- Spring Blossom Solid Surface Kitchen Countertops
- Decorative Black Diamond Glass Inserts
- Decorative Glass Inserts With Stiles IPO Pantry Door
- Black Diamond Kitchen Backsplash

DELUXE COMFORT PACKAGE

- Efficient LED Lighting Throughout
- Relaxing Ambient Accent Lighting Above Crown Molding In Living Area
- Bath Skylight
- Craftsman Style Barn Door
- Deluxe Zebra Shades (Light Filtering W/Blackout Capability) Main Living Area
- Double High Output Charging Ports Throughout
- Exclusive Mk Design Home Residential Collection
- Fireplace
- Large Folding Entry Assist Handle
- "One Control" Central Command

- Center With Bluetooth
- Oversize Slider Windows
- Panoramic Campsite Views
- Porcelain Stool With Water Jet Assist
- "Hang Tite" Real Wood Residential Cabinetry
- Washer/Dryer Prep
- Centralized Tank Monitor/Switch Panel

AVAILABLE OPTIONS

- Gas/Elec Fridge IPO Of Residential Fridge
- 2nd 15k Ducted AC With Thermostat
- Booth Dinette IPO Free Standing Table (36BHQ, 38DBQ)
- King Bed
- Tri Fold Sofa Bed IPO Of Jackknife Sofa (36BHQ, 38DBQ)
- Juice Pack (Roof Mount Solar Panel W/Battery, Volt Meter & Solar Charger)

SPECIFICATION DEFINITIONS

GVWR (Gross Vehicle Weight Rating) - is the maximum permissible weight of the unit when fully loaded. It includes all weights, inclusive of all fluids, cargo, optional equipment and accessories. For safety and product performance do NOT exceed the GVWR.

GAWR (Gross Axle Weight Rating) - is the maximum permissible weight, including cargo, fluids, optional equipment and accessories that can be safely supported by a combination of all axles.

UVW (Unloaded Vehicle Weight) - is the typical weight of the unit as manufactured at the factory. It includes all weight at the unit's axle(s) and tongue or pin and LP Gas. The UVW does not include cargo, fresh potable water, additional optional equipment or dealer installed accessories.

*Estimated average based on standard build optional equipment.

CCC (Cargo Carrying Capacity)** - is the amount of weight available for fresh potable water, cargo, additional optional equipment and accessories. CCC is equal to GVWR minus UVW. Available CCC should accommodate fresh potable water (8.3 lbs per gallon). Before filling the fresh water tank, empty the black and gray tanks to provide for more cargo capacity.

** Estimated average based on standard build optional equipment

Each Forest River RV is weighed at the manufacturing facility prior to shipping. A label identifying the unloaded vehicle weight of the actual unit and the cargo carrying capacity is applied to every Forest River RV prior to leaving our facilities.

The load capacity of your unit is designated by weight, not by volume, so you cannot necessarily use all available space when loading your unit.

CUSTOMER SATISFACTION



www.ForestRiverBuyLocal.com

YOUR SABRE DEALER