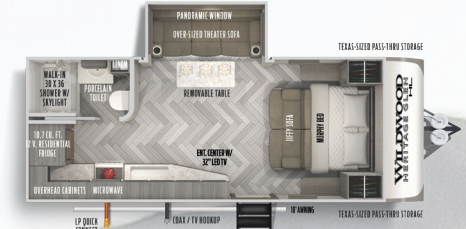


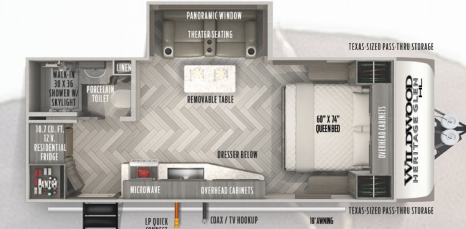


FOREST RIVER
WILDWOOD
HERITAGE GLEN

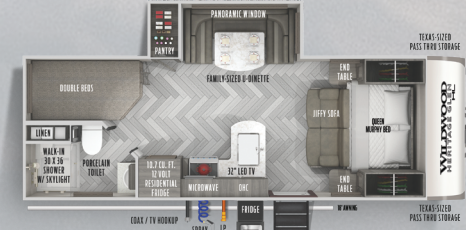
HYPER-LYTE TRAVEL TRAILERS



17RBHL
UWV: 4,903 lb. • Length: 23' 5"



19RBHL
UWV: 4,788 lb. • Length: 23' 10"



20BHHL
UWV: 5,593 lb. • Length: 26' 0"



22RBHL
UWV: 5,413 lb. • Length: 27' 11"



23BHHL
UWV: 6,063 lb. • Length: 30' 0"



24RLHL
UWV: 5,883 lb. • Length: 30' 2"



25RBHL
UWV: 6,038 lb. • Length: 31' 0"



26BHHL
UWV: 6,688 lb. • Length: 33' 9"



29XBHL
UWV: 7,173 lb. • Length: 36' 10"



Shown in Mica Decor

TRAVEL TRAILERS



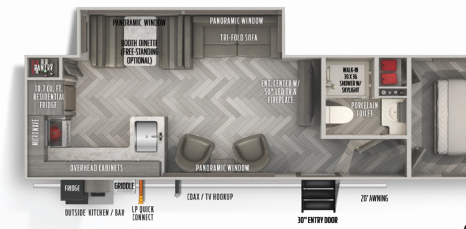
270FKS
UWV: 7,818 lb. • Length: 33' 9"



271RL
UWV: 7,738 lb. • Length: 34' 7"



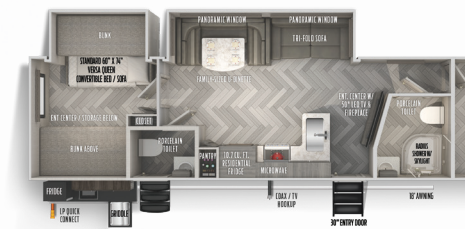
273RL
UWV: 7,893 lb. • Length: 34' 7"



283RK
UWV: 7,023 lb. • Length: 34' 8"



308RL
UWV: 9,063 lb. • Length: 38' 7"



314BUD
UWV: 8,583 lb. • Length: 39' 3"

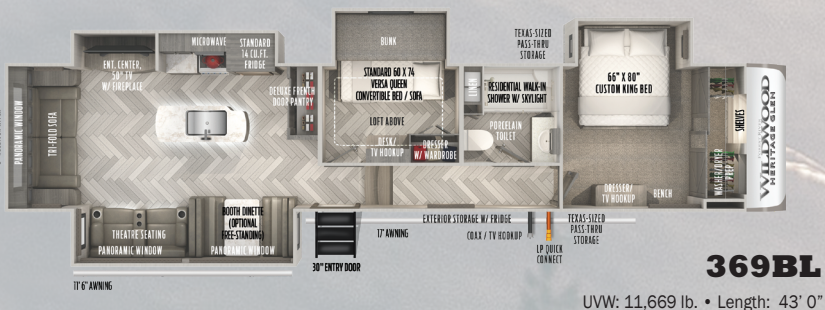
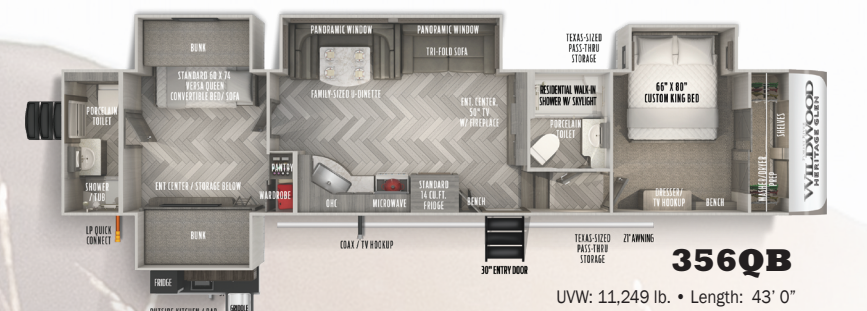
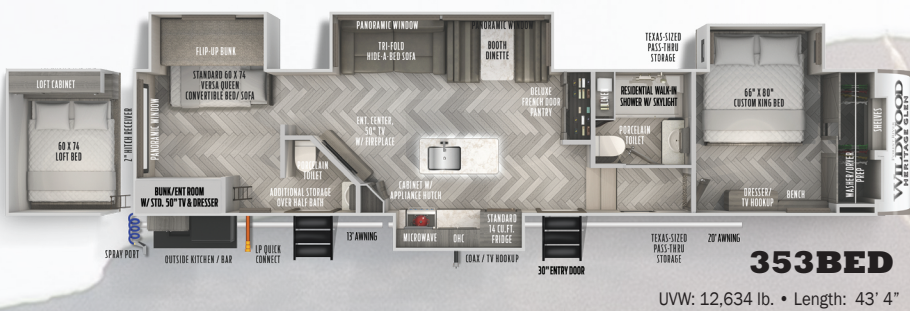
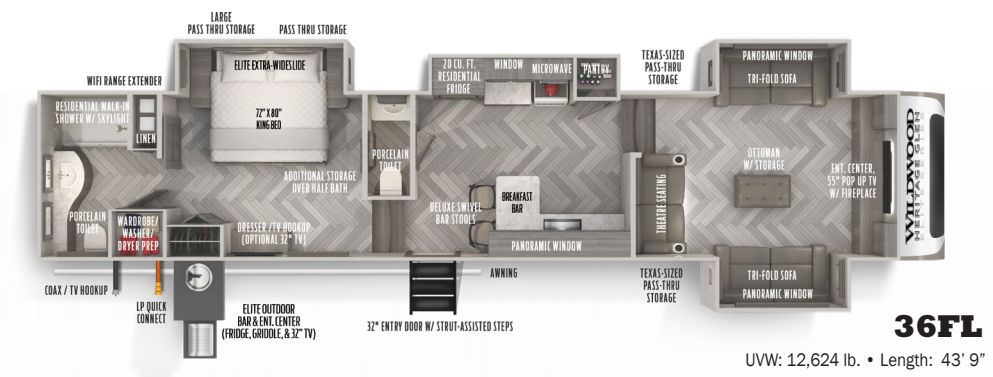
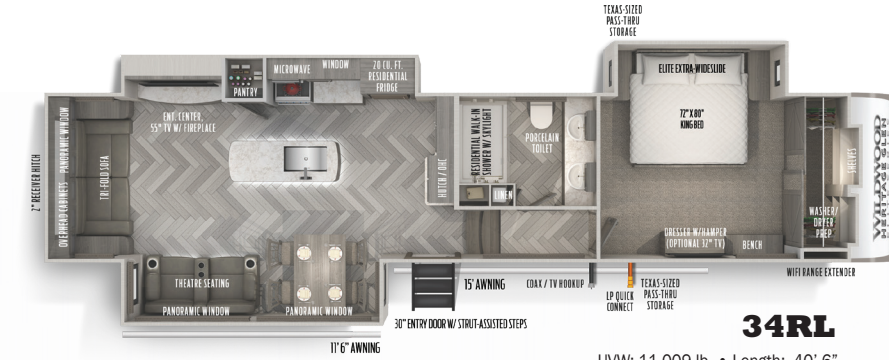
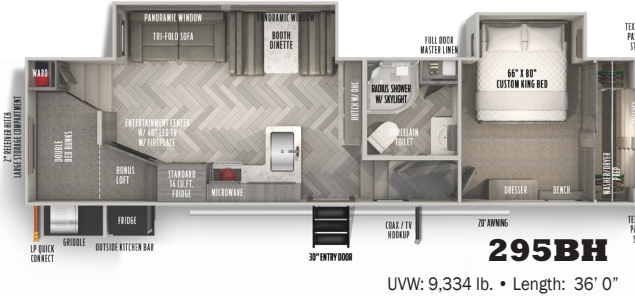
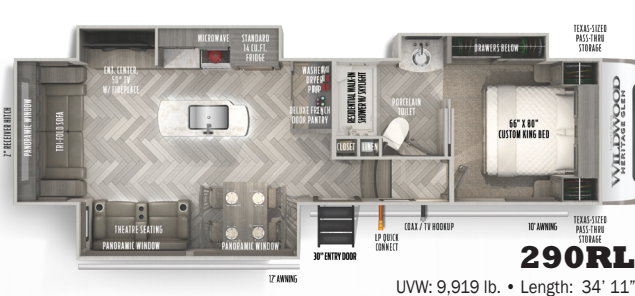


310BHI
UWV: 9,088 lb. • Length: 38' 8"



Shown in Newport Decor — Pictured with Optional Free-Standing Dinette

FIFTH WHEELS



ELITE SERIES FIFTH WHEELS

ELITE FIFTH WHEEL SERIES

UPGRADED OPTIONS PACKAGE

- High Rise Faucet with Pull Out Sprayer
- Spare Tire & Carrier
- Exterior Ladder
- Ceiling Paddle Fan with Light & Wall Switch
- 15,000 A/C Ducted with Quick Cool
- Washer/Dryer Prep with 50 Amp Service & Wire/Brace For 2nd A/C
- Ivory Performance Colored Exterior Fiberglass with Smoked Quartz Metallic Accents
- 10 Gal. Gas/Elec. DSI Water Heater
- Central Switch Center

VIP PACKAGE

- Power Mini-Max Fan In Kitchen
- Luxurious Solid Surface Kitchen Countertops
- Designer's Choice Bedding Package & Headboard
- 1.7 cu. ft. Over-the-range 30" Residential Microwave
- Panoramic Tinted Safety Glass Windows Throughout
- Residential Gas Cooktop w/ Built in Oven & LED Lit Knobs
- King Wi-Fi Router/ Range Extender
- 72" x 80" Residential King Mattress
- 12V Heat Pads On All Holding Tanks
- 30" Entry Door w/ Strut-Assist Easy Lift Entry Steps
- Porcelain Toilet

STANDARDS AND OPTIONS

INTERIOR FEATURES	HL	TT	SW	ELITE
Matte Black Cabinet Hardware	S	S	S	S
Stackable Washer/Dryer Prep	—	Select Models	S	S
Herringbone Designer's Choice Congoleum Flooring	S	S	S	S
Hudson Wood Agreeable Grain Cabinetry	S	S	S	S
Porcelain Toilet	S	S	S	S
Residential Single Bowl Undermount Sink	S	S	S	S
Hidden Hinges On Cabinet Doors	S	S	S	S
10.7 Cu. Ft. Refrigerator (12V)	S	S	—	—
Optional 8 Cu. Ft. Gas/Electric Refrigerator	O	O	—	—
14 Cu. Ft. French Door Refrigerator W/ Inverter	—	—	S	—
Optional 13 Cu. Ft. Gas/Electric French Door Refrigerator	—	—	O	O
Interior Grab Handle At Entry Door	S	S	S	S
Yacht Trim Ceiling Finishes	S	S	S	S
Full Length Cathedral Ceilings	—	S	S	S

EXTERIOR FEATURES	HL	TT	SW	ELITE
Texas-Sized Pass-Thru Storage	S	S	S	S
Barrelled Roof with PVC Membrane	S	S	S	S
High Definition Graphics Package	S	S	S	S
LED Marker Lights	S	S	S	S
LP Quick Connect	S	S	S	S
Lend-A-Hand Entry Grab Handle	S	S	S	S
Wide Stance Axle System	S	S	—	—
30" Wide Main Entry Door	S	S	S	S
7-Way "Rain Defense" Plug Holder (Front Frame)	S	S	S	S
High Efficiency A/C Cooling System	S	S	S	S
Upgraded Insulation Package	S	S	S	S
"Aluma Frame" Laminated Sidewalls And Floor	S	S	S	S
Heated And Enclosed Underbelly	S	S	S	S
Shaded Pet Tether / Security Hook	S	S	S	S
TV Bracket W/ Cable And 12V Outlet	S	S	S	S
2" Receiver Hitch for Storage Racks (N/A 356QB, 378FL, 36FL)	—	—	S	S
Roof-Mounted Solar Prep (Solar Package Optional)	S	S	S	S

LEGEND

STANDARD	S
OPTIONAL	O
NOT AVAILABLE	—

**SEE BACK PAGE FOR FIFTH WHEEL PACKAGES*

HYPER-LYTE

UPGRADED OPTIONS PACKAGE

- Tri-Fold Sleeper Sofa or Theater Sofa (20BHHL, 23BHHL: Jiffy Sofa with Oversized U-Shaped Dinette)
- Black-Accented Upgraded Aluminum Wheels
- Spare Tire & Carrier
- Outside Shower
- Ivory Performance Colored Exterior Fiberglass with Smoked Quartz Metallic Accents
- Central Switch Center

VIP PACKAGE

- XL Max-Tint Panoramic Windows in Main Slide
- 12V Heat Pads on All Holding Tanks
- High Rise Faucet with Pull Out Sprayer
- Recessed Glass Stove Top Cover
- Midnight Glass Range Hood
- Midnight Glass Microwave
- Back-up Camera and Roof-Mounted Solar Panel Prep
- Designer's Choice Luxury Comforter
- 32" LED TV w/ Bluetooth CD/DVD/FM/USB Player & Bar Speakers
- Friction Door Hinge
- Porcelain Toilet
- Baggage Door Magnets & Easy Pull Slam Latches
- LED Awning, Marker & Tail Lights
- Step Above Aluminum Entry Steps (Main Entry Door)
- Power Tongue Jack with LED Docking Light

TRAVEL TRAILERS

UPGRADED OPTIONS PACKAGE

- High Rise Faucet with Pull-Out Sprayer
- Spare Tire & Carrier
- Outside Shower
- 15,000 A/C Ducted W/ Quick Cool
- Ivory Performance Exterior Fiberglass with Smoked Quartz Metallic Accents
- Central Switch Center

VIP PACKAGE

- XL Max-tint Panoramic Window Package in Main Slide
- 12V Heat Pads on All Holding Tanks
- Recessed Glass Stove Top Cover
- Midnight Glass Range Hood
- Midnight Glass Microwave
- Porcelain Toilet
- 50" LED TV with Bluetooth CD/DVD/FM/USB Player & Bar Speakers
- Stainless Steel, Single Bowl Undermount Sink with Roll Up Sink Cover
- Friction Door Hinge
- Power Stabilizer and Tongue Jacks
- 32" Glass Front Electric Fireplace
- Baggage Door Magnets & Easy Pull Slam Latches
- Step Above Aluminum Entry Steps (Main Entry Door)
- LED Awning, Front Cap, Marker & Tail Lights
- Back-up Camera and Roof-Mounted Solar Panel Prep

MODEL	EXTERIOR LENGTH	EXTERIOR WIDTH	EXTERIOR HEIGHT	HITCH WEIGHT	UVW	CCC	TIRES
HYPER LYNES							
17RBHL	23' 5"	96"	10' 10"	545 lb.	4,903 lb.	2,642 lb.	15"
19RBHL	23' 10"	96"	10' 10"	520 lb.	4,788 lb.	2,732 lb.	15"
20BHHL	26' 0"	96"	10' 10"	780 lb.	5,593 lb.	2,187 lb.	15"
22RBHL	27' 11"	96"	10' 10"	570 lb.	5,413 lb.	2,157 lb.	15"
23BHHL	30' 0"	96"	10' 10"	725 lb.	6,063 lb.	1,537 lb.	15"
24RLHL	30' 2"	96"	10' 10"	810 lb.	5,883 lb.	1,927 lb.	15"
25RBHL	31' 0"	96"	10' 10"	640 lb.	6,038 lb.	1,602 lb.	15"
26BHHL	33' 9"	96"	10' 10"	890 lb.	6,688 lb.	3,002 lb.	15"
29XBHL	36' 10"	96"	10' 10"	965 lb.	7,173 lb.	2,592 lb.	15"
TRAVEL TRAILERS							
270FKS	33' 9"	96"	11' 2"	1,125 lb.	7,818 lb.	2,107 lb.	15"
271RL	34' 7"	96"	11' 2"	1,070 lb.	7,738 lb.	2,132 lb.	15"
273RL	34' 7"	96"	11' 2"	1,055 lb.	7,893 lb.	1,962 lb.	15"
283RK	34' 8"	96"	11' 2"	720 lb.	7,023 lb.	2,497 lb.	15"
308RL	38' 7"	96"	11' 2"	1,225 lb.	9,063 lb.	2,362 lb.	15"
310BHI	38' 8"	96"	11' 2"	1,200 lb.	9,088 lb.	2,312 lb.	15"
314BUD	39' 3"	96"	11' 2"	1,150 lb.	8,583 lb.	1,527 lb.	15"
FIFTH WHEELS							
286RL	33' 11"	96"	12' 7"	1,870 lb.	9,229 lb.	1,601 lb.	15"
290RL	34' 11"	96"	12' 7"	1,825 lb.	9,919 lb.	2,106 lb.	16"
295BH	36' 0"	96"	12' 7"	1,985 lb.	9,334 lb.	2,851 lb.	16"
353BED	43' 4"	96"	13' 4"	2,115 lb.	12,634 lb.	2,866 lb.	16"
356QB	43' 0"	96"	13' 2"	1,790 lb.	11,249 lb.	2,541 lb.	16"
369BL	43' 0"	96"	13' 1"	2,150 lb.	11,669 lb.	2,481 lb.	16"
370BL	42' 7"	96"	13' 1"	2,275 lb.	11,524 lb.	2,751 lb.	16"
378FL	43' 6"	96"	13' 6"	2,140 lb.	11,589 lb.	2,551 lb.	16"
ELITE FIFTH WHEELS							
34RL	40' 6"	96"	13' 2"	2,070 lb.	11,009 lb.	3,061 lb.	16"
36FL	43' 9"	96"	13' 4"	2,120 lb.	12,624 lb.	2,876 lb.	16"

SPECIFICATIONS

FIFTH WHEELS

UPGRADED OPTIONS PACKAGE

- High Rise Faucet with Pull-Out Sprayer
- Spare Tire & Carrier
- Ceiling Paddle Fan with Light & Wall Switch
- 15,000 A/C Ducted with Quick Cool
- Washer/Dryer Prep with 50 Amp Service & Wire/Brace for 2nd A/C
- Exterior Ladder
- Ivory Performance Colored Exterior Fiberglass with Smoked Quartz Metallic Accents
- 10 Gal. Gas/Elec. DSI Water Heater
- Central Switch Center

VIP PACKAGE

- XL Max-tint Panoramic Window Package in Main Slide
- 12V Heat Pads on All Holding Tanks
- Recessed Glass Stove Top Cover
- Midnight Glass Range Hood
- Midnight Glass Microwave
- Back-up Camera and Roof Mounted Solar Panel Prep
- Solid-Step Aluminum Entry Steps (Main Entry Door)
- Power Stabilizer Jacks And Landing Gear
- 50" LED TV with Bluetooth CD/DVD/FM/USB Player & Bar Speakers (40" TV 295BH)
- Step Above Aluminum Entry Steps (Main Entry Door)
- Baggage Door Magnets & Easy Pull Slam Latches
- LED Awning, Front Cap, Marker & Tail Lights
- Friction Door Hinge
- Stainless Steel, Single Bowl Undermount Sink with Roll Up Sink Cover
- Porcelain Toilet
- Glass Front Electric Fireplace

OPTIONAL SOLAR PACKAGE: AVAILABLE ON ALL MODELS

- 100W Solar Panel
- 30Amp Charge Controller
- One (1) Deep Cycle Battery
- Y Connector to Easily Expand up to 500W of Panels



For detailed specs, pictures & 360 Tours, visit forestriverinc.com/wildwood OR Scan the QR code!

THE WILDWOOD FAMILY OF PRODUCTS



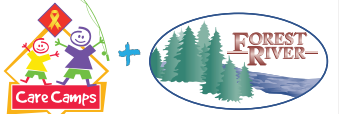
FROG™ the Forest
River Owners' Group!

FREE MEMBERSHIP
to Forest River Owners' Group


www.forestriverfrog.com



WWW.KOACARECAMPS.ORG



Fighting + Making
Cancer Memories



**24/7 EMERGENCY
ROADSIDE ASSISTANCE
WITH VEHICLE PURCHASE***

TOWING	WINCH-OUT
JUMP-STARTS	MOBILE MECHANIC
TIRE CHANGES	TECHNICAL
FLUID DELIVERY	SUPPORT
LOCKOUT	DEALER LOCATOR
SERVICE	SERVICES



*VALID FOR 1 YEAR FROM DATE OF PURCHASE



PRE-DELIVERY INSPECTION FACILITY

20,000 square feet of quality assurance. The bare essentials for a premium product. This state-of-the-art facility gives immediate daily feedback to production for quality assurance in every unit built.

CUSTOMER SATISFACTION



www.ForestRiverBuyLocal.com

UVW (Unloaded Vehicle Weight)* is the typical weight of the unit as manufactured at the factory. It includes all weight at the unit's axle(s) and tongue or pin and LP Gas. The UVW does not include cargo, fresh potable water, additional optional equipment or dealer installed accessories. *Estimated Average based on standard build optional equipment.

CCC (Cargo Carrying Capacity) is the amount of weight available for fresh potable water, cargo, additional optional equipment and accessories. CCC is equal to GVWR minus UVW. Available CCC should accommodate fresh potable water (8.3 lbs per gallon). Before filling the fresh water tank, empty the black and gray tanks to provide for more cargo capacity. Estimated average based on standard build optional equipment. See back page for additional specification definitions.

GVWR (Gross Vehicle Weight Rating) - is the maximum permissible weight of the unit when fully loaded. It includes all weights, inclusive of all fluids, cargo, optional equipment and accessories. For safety and product performance do NOT exceed the GVWR.

GAWR (Gross Axle Weight Rating) is the maximum permissible weight, including cargo, fluids, optional equipment and accessories that can be safely supported by a combination of all axles.

Each Forest River RV is weighed at the manufacturing facility prior to shipping. A label identifying the unloaded vehicle weight of the actual unit and the cargo carrying capacity is applied to every Forest River RV prior to leaving our facilities. The load capacity of your unit is designated by weight, not by volume, so you cannot necessarily use all available space when loading your unit.

All information contained in this brochure is believed to be accurate at the time of publication. However, during the model year, it may be necessary to make revisions and Forest River, Inc., reserves the right to make all such changes without notice, including prices, colors, materials, equipment and specifications as well as the addition of new models and the discontinuance of models shown in this brochure. Therefore, please consult with your Forest River, Inc., dealer and confirm the existence of any materials, design or specifications that are material to your purchase decision. ©2021 Heritage Glen, a Division Of Forest River, Inc., a Berkshire Hathaway Company. All Rights Reserved.



Download the Forest River mobile app or visit our dynamic online manual to enhance your ownership experience. These interactive options provide incredible ease and insight into use, maintenance and enjoyment of your Forest River product. From "How-To" videos, pictures and illustrations of various components, systems and features, to fully searchable content and downloadable PDFs for individual component owner's manuals, answers are always just a click away.

View manual at <https://forestriverinc.help/#/forestriverv/vehicles/2022> or download our FREE app from the App Store or Google Play!



Learn More
Scan this barcode using a QR Reader on your smart phone to learn more about Forest River.



A Berkshire Hathaway company.

DEALER